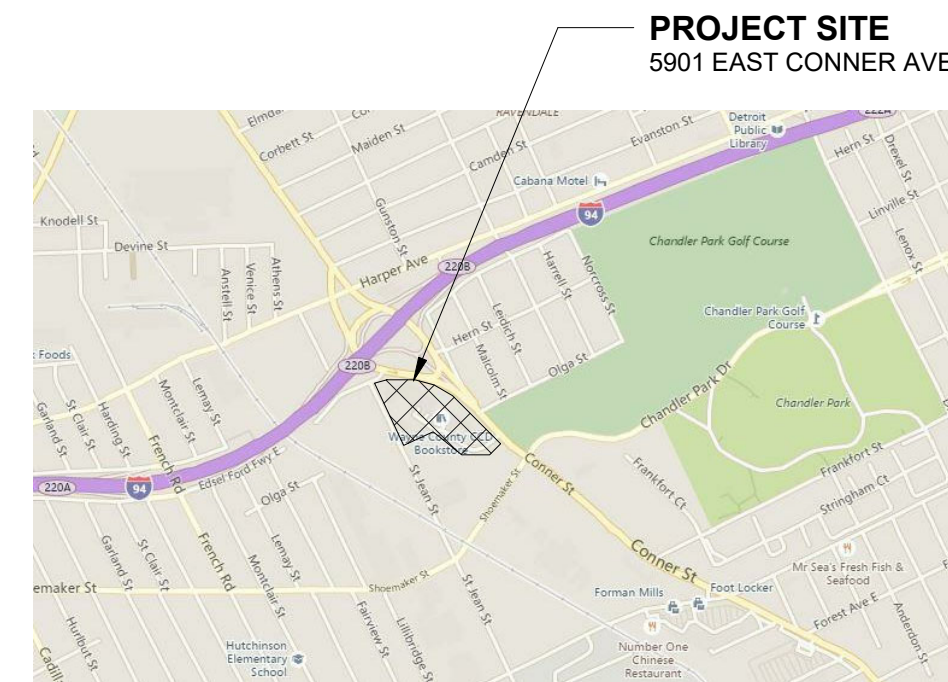
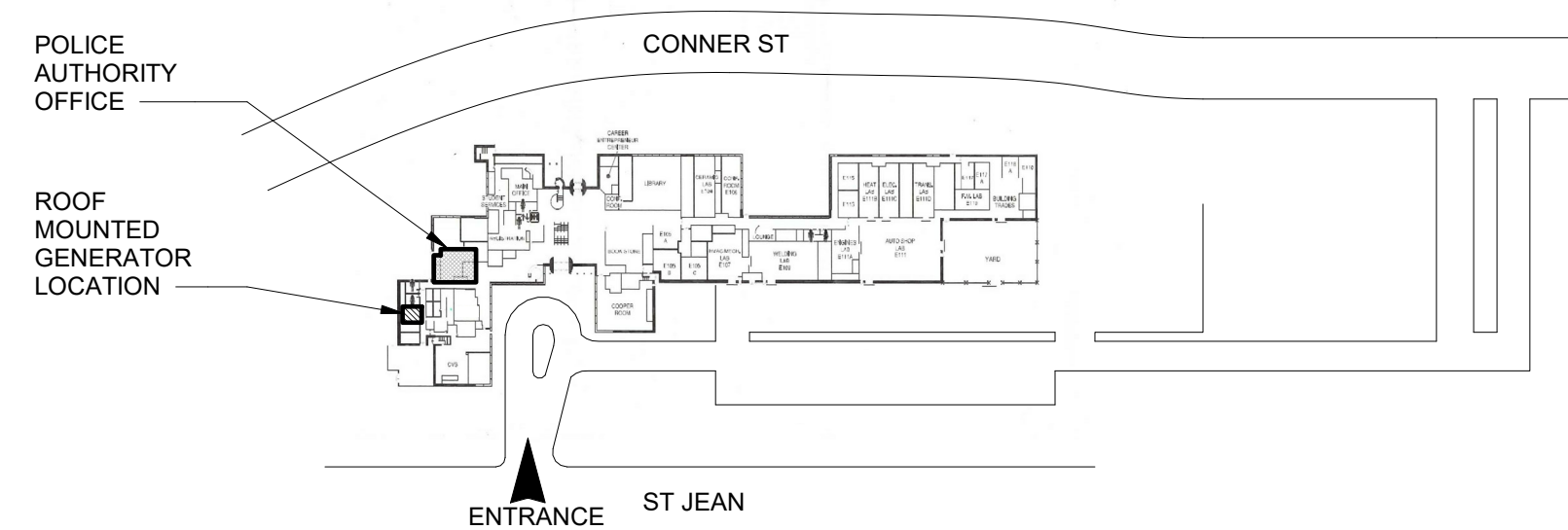




# EASTERN CAMPUS POLICE AUTHORITY OFFICE RENOVATION



LOCATION MAP



WORK AREA

SHEET INDEX				
No.	Sheet Name	80% REVIEW	100% REVIEW	03/15/19 - REISSUE #1
G001	COVER	X	X	X
AD100	FLOOR PLAN - DEMOLITION	X	X	X
AD101	CEILING PLAN- DEMOLITION	X	X	X
A101	FLOOR PLAN - NEW WORK	X	X	X
A110	ROOF PLAN- DEMOLITION & NEW WORK			X
A400	ENLARGED PLANS & ELEVATIONS	X	X	X
A600	ROOM FINISH & DOOR SCHEDULES, DOOR, FRAME & PARTITION TYPES	X	X	X
AC110	ARCHITECTURAL CEILING PLAN - NEW	X	X	X
M100	HVAC PLAN			X
E100	LIGHTING PLAN	X	X	X



23456 SOUTHFIELD ROAD  
SOUTHFIELD, MI 48075

O (248) 423 - 6400 F (248) 423 - 6464  
www.ekkleiacorp.com

Project Title  
**WCCD EASTERN  
CAMPUS POLICE  
AUTHORITY OFFICE  
RENOVATION**

5901 CONNER; DETROIT, MI



NO.	DESCRIPTION	DATE
1	80% REVIEW	10/07/18
2	100% REVIEW	10/10/18
3	REISSUE #1	04/08/19

Project No. 1809  
Drawn By: BB  
Approved By: B BENNETT  
Check By: RS

**CERTIFICATION STATEMENT:**  
TO THE BEST OF THE ARCHITECT'S KNOWLEDGE,  
THE PLANS AND SPECIFICATIONS COMPLY WITH THE  
APPLICABLE MINIMUM BUILDING CODES.  
Seal and Signature:

**NOTICE:** ALL ASPECTS OF THESE DOCUMENTS  
(DRAWINGS, CONCEPTS AND DETAILS ARE THE SOLE  
PROPERTY OF EKKLESIA BUILDING CORPORATION.  
NO PORTION(S) OF THESE DOCUMENTS SHALL BE USED,  
MODIFIED FOR USE OR COPIED WITHOUT CONSENT OF  
EKKLESIA BUILDING CORPORATION.

Sheet Title:  
**COVER**

Sheet Number:  
**G001**

Project Title  
**WCCD EASTERN  
CAMPUS POLICE  
AUTHORITY OFFICE  
RENOVATION**

5901 CONNER, DETROIT, MI



NO.	DESCRIPTION	DATE
1	80% REVIEW	10/07/18
2	100% REVIEW	10/10/18
3	REISSUE #1	04/08/19

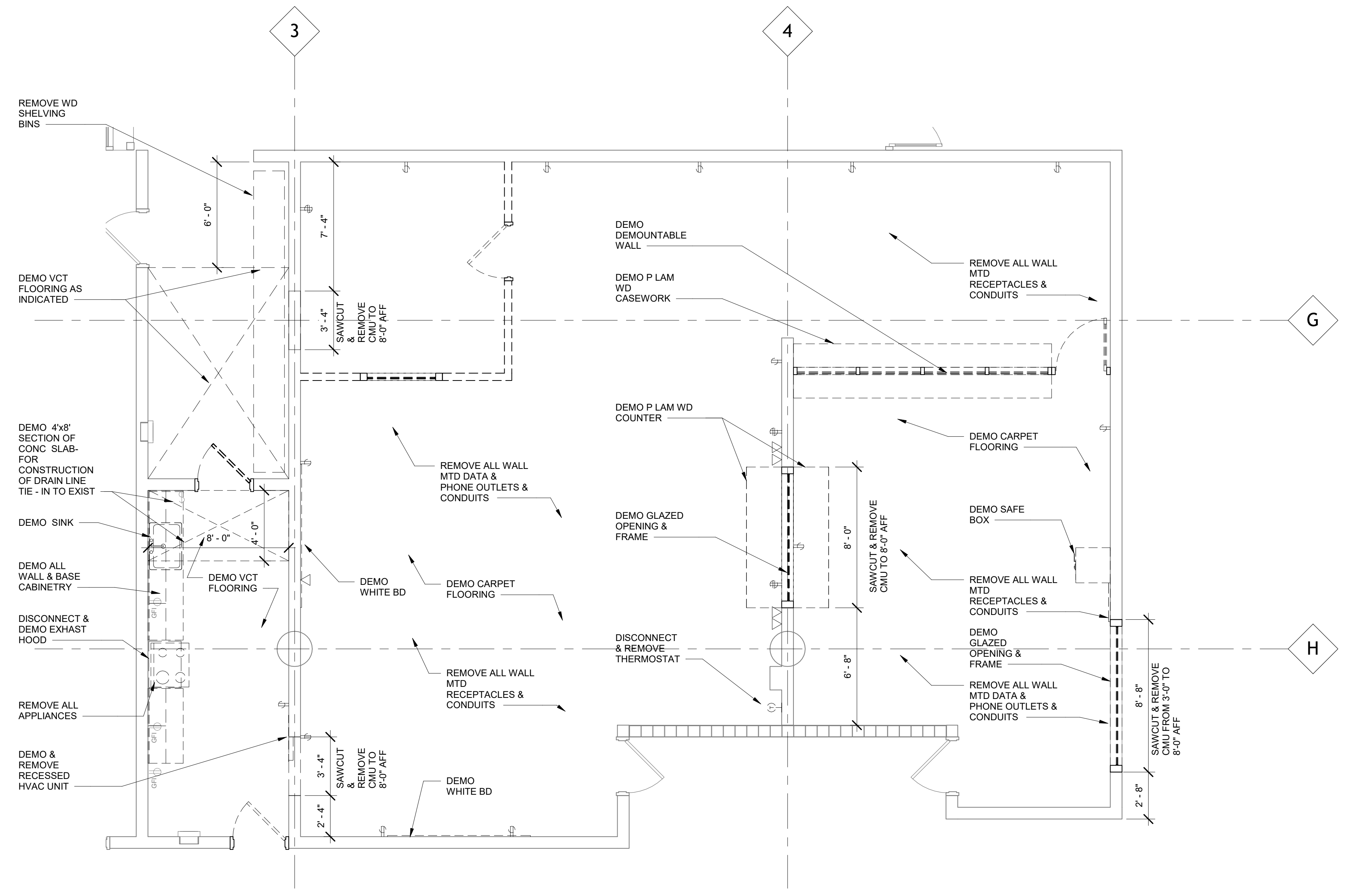
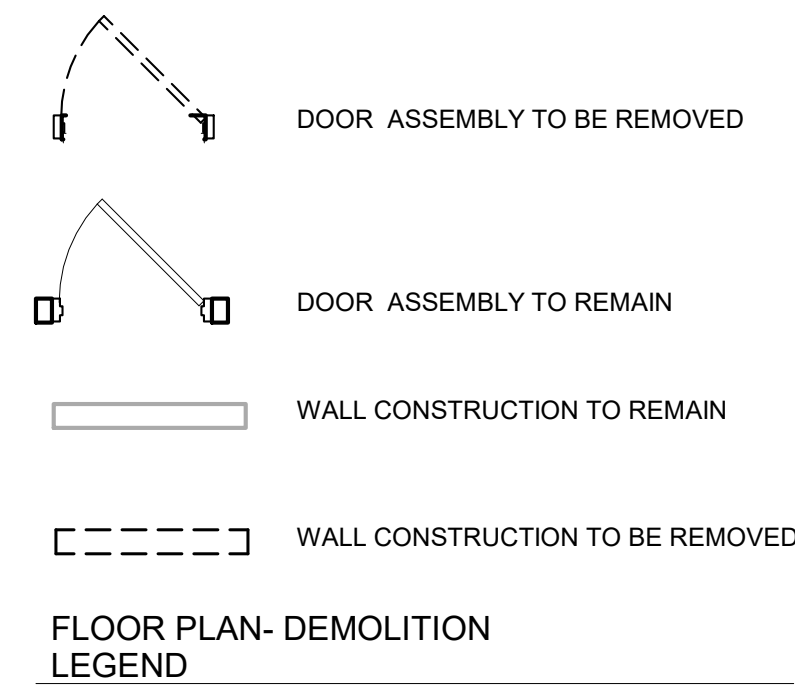
Project No. <b>1809</b>	Drawn By: BB
Approved By: B BENNETT	Check By: RS

**CERTIFICATION STATEMENT:**  
TO THE BEST OF THE ARCHITECT'S KNOWLEDGE,  
THE PLANS AND SPECIFICATIONS COMPLY WITH THE  
APPLICABLE MINIMUM BUILDING CODES.  
Seal and Signature:

**NOTICE:** ALL ASPECTS OF THESE DOCUMENTS  
(DRAWINGS, CONCEPTS AND DETAILS ARE THE SOLE  
PROPERTY OF EKKLESIA BUILDING CORPORATION.  
NO PORTION(S) OF THESE DOCUMENTS SHALL BE USED,  
MODIFIED FOR USE OR COPIED WITHOUT CONSENT OF  
EKKLESIA BUILDING CORPORATION.

Sheet Title:  
**FLOOR PLAN -  
DEMOLITION**

Sheet Number:  
**AD100**



**1 FLOOR PLAN - DEMOLITION**  
SCALE: 1/4" = 1'-0"

NOTE: ANY DATA, COMMUNICATION, SECURITY AND FIRE/SMOKE DETECTION SYSTEMS COMPONENTS TO BE REMOVED BY OWNER.

Project Title  
**WCCCD EASTERN  
CAMPUS POLICE  
AUTHORITY OFFICE  
RENOVATION**

5901 CONNER, DETROIT, MI



NO.	DESCRIPTION	DATE
1	80% REVIEW	10/07/18
2	100% REVIEW	10/10/18
3	REISSUE #1	04/08/19

Project No. <b>1809</b>	Drawn By: Author
Approved By: B BENNETT	Check By: RS

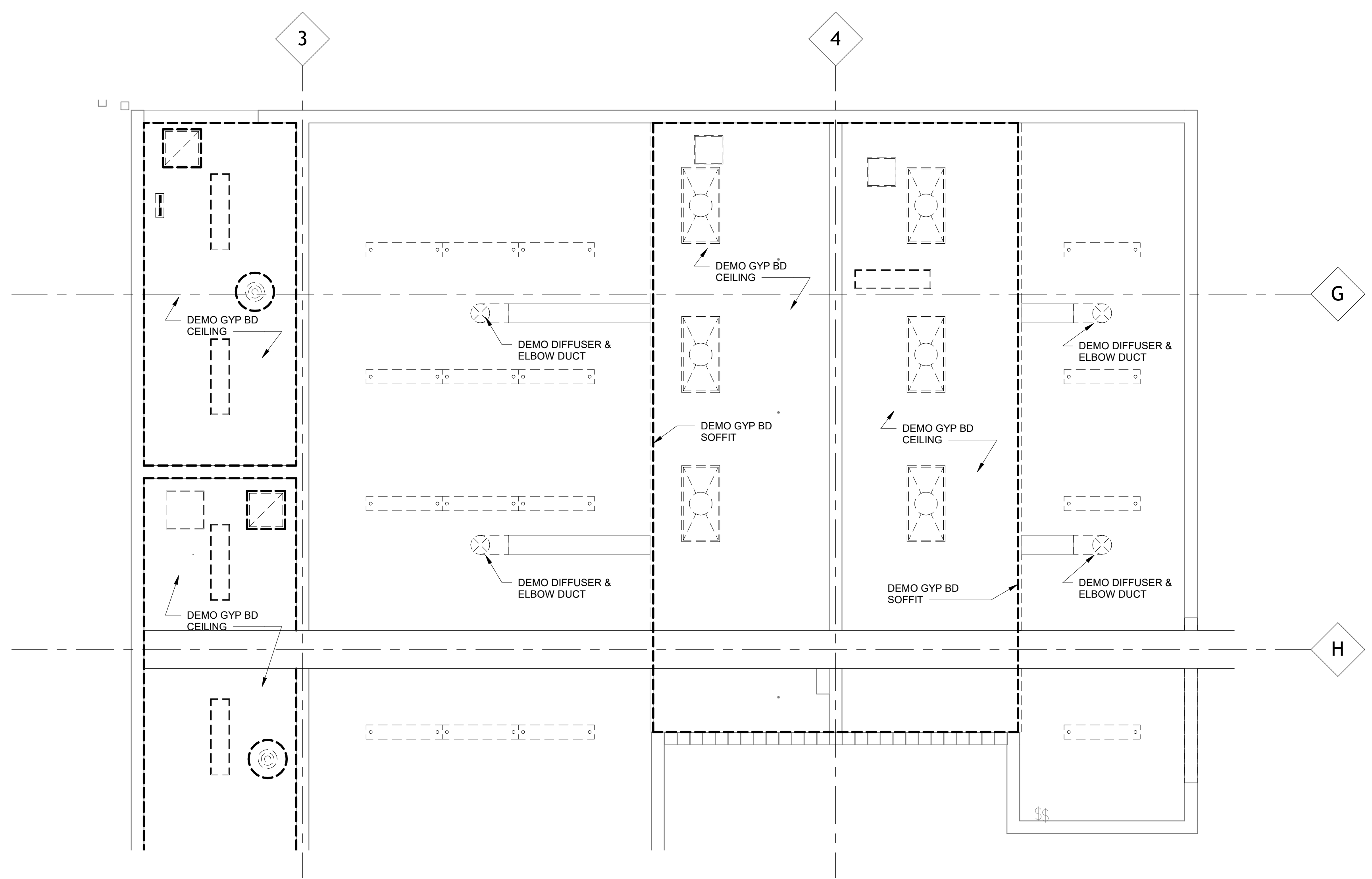
**CERTIFICATION STATEMENT:**  
TO THE BEST OF THE ARCHITECT'S KNOWLEDGE,  
THE PLANS AND SPECIFICATIONS COMPLY WITH THE  
APPLICABLE MINIMUM BUILDING CODES.

Seal and Signature:

**NOTICE:** ALL ASPECTS OF THESE DOCUMENTS  
(DRAWINGS, CONCEPTS AND DETAILS ARE THE SOLE  
PROPERTY OF EKKLESIA BUILDING CORPORATION.  
NO PORTION(S) OF THESE DOCUMENTS SHALL BE USED,  
MODIFIED FOR USE OR COPIED WITHOUT CONSENT OF  
EKKLESIA BUILDING CORPORATION.

Sheet Title:  
**CEILING PLAN-  
DEMOLITION**

Sheet Number:  
**AD101**



**1**  
AD101  
ARCHITECTURAL CEILING PLAN  
- DEMOLITION  
SCALE: 1/4" = 1'-0"

Project Title  
**WCCD EASTERN  
CAMPUS POLICE  
AUTHORITY OFFICE  
RENOVATION**

5901 CONNER, DETROIT, MI



NO.	DESCRIPTION	DATE
1	80% REVIEW	10/07/18
2	100% REVIEW	10/10/18
3	REISSUE #1	04/08/19

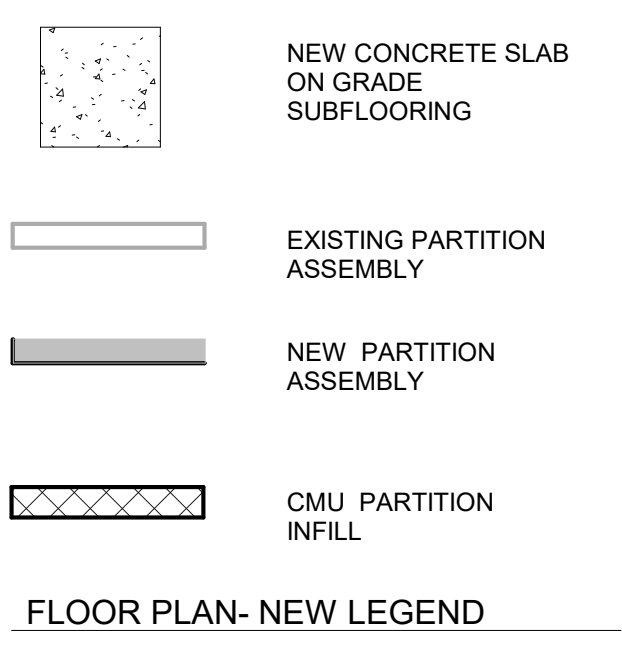
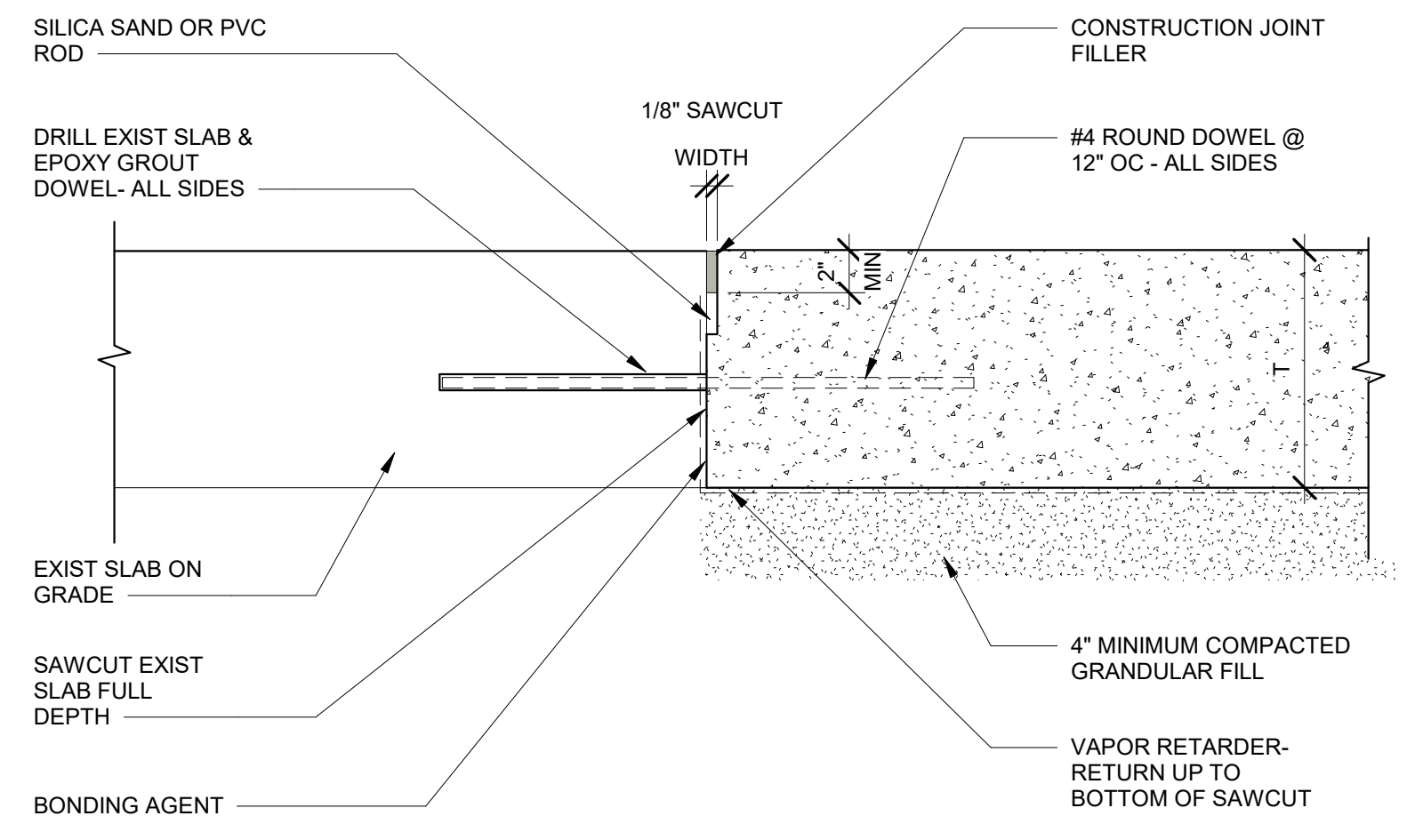
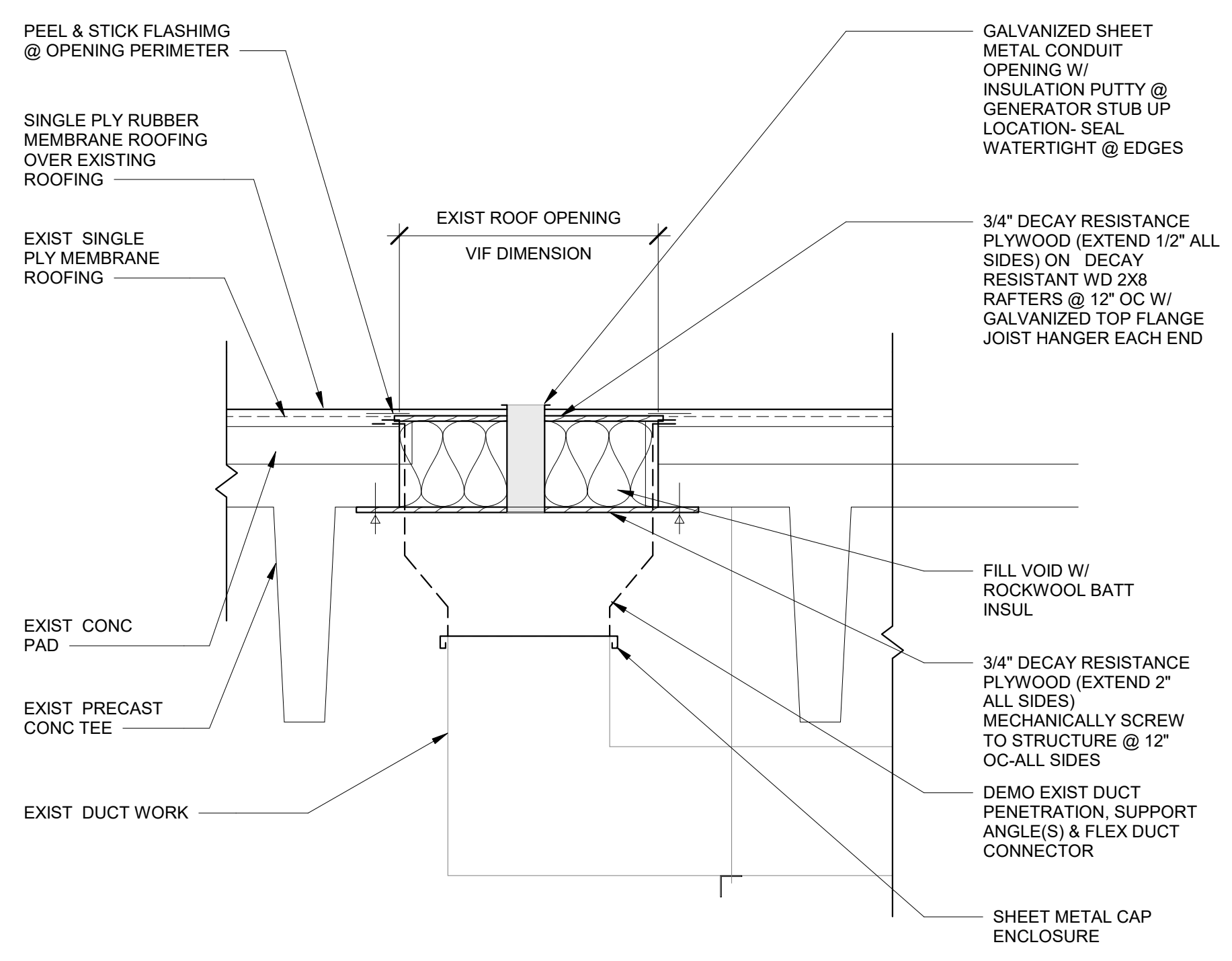
Project No.	1809	Drawn By:	BB
Approved By:	B BENNETT	Check By:	RS

**CERTIFICATION STATEMENT:**  
TO THE BEST OF THE ARCHITECT'S KNOWLEDGE, THE PLANS AND SPECIFICATIONS COMPLY WITH THE APPLICABLE MINIMUM BUILDING CODES.

**NOTICE:** ALL ASPECTS OF THESE DOCUMENTS (DRAWINGS, CONCEPTS AND DETAILS ARE THE SOLE PROPERTY OF EKKLESIA BUILDING CORPORATION. NO PORTION(S) OF THESE DOCUMENTS SHALL BE USED, MODIFIED FOR USE OR COPIED WITHOUT CONSENT OF EKKLESIA BUILDING CORPORATION.

Sheet Title  
**FLOOR PLAN - NEW  
WORK**

Sheet Number:  
**A101**



**BASE BID/ SCOPE OF WORK** SHALL CONSIST OF ALL DEMOLITION, NEW WORK AND ROOF MOUNTED BACK-UP GENERATOR INSTALLATION INDICATED IN BIDDING DOCUMENTS DATED 04/08/19 PERTAINING TO THE RENOVATION OF 1,850 SF FT OF THE EXISTING WAYNE COUNTY COMMUNITY COLLEGE DISTRICT EASTERN CAMPUS POLICE AUTHORITY OFFICE.

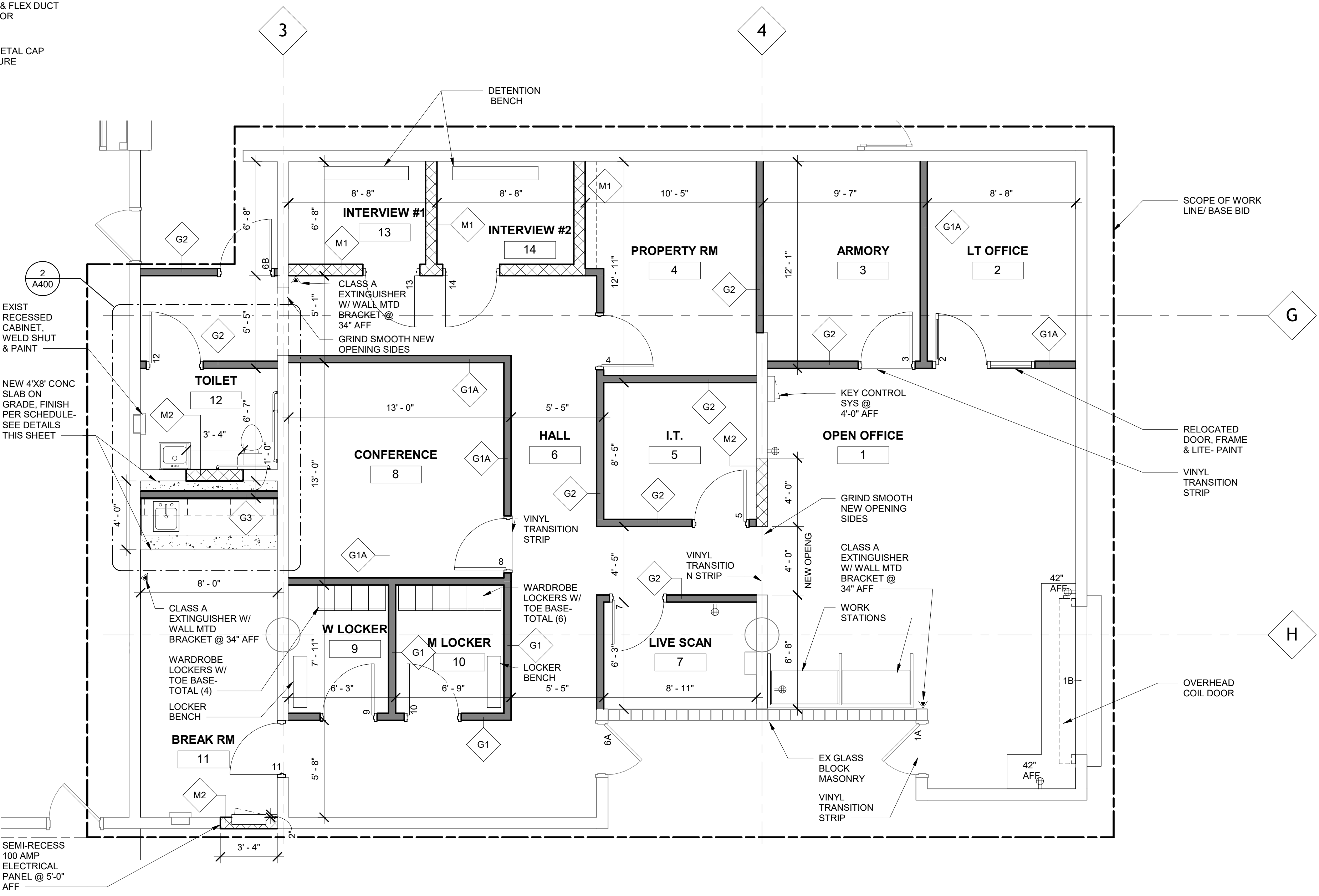
**DEMOLITION AND REMOVAL** INCLUDES EXISTING INTERIOR GYPSUM BOARD AND PARTIAL CMU PARTITIONS, SUSPENDED GYPSUM BOARD CEILING AND SOFFITS, FLOOR FINISHES, WALL MOUNTED INCIDENTAL ITEMS, ELECTRICAL FIXTURES, CABINETRY AND MINOR DUCTWORK.

DEMO ALSO INCLUDES CMU SAWCUTTING AND REMOVAL, BASE CABINETRY, PLUMBING DISCONNECTION AND REMOVAL.

**NEW WORK** SHALL INCLUDE OF NEW GYPSUM BOARD AND CMU INTERIOR PARTITIONS, SUSPENDED PANEL CEILING SYSTEMS, CABINETRY & CASEWORK, PLUMBING, DOOR INSTALLATION, ELECTRICAL POWER & LIGHTING, INTERIOR FINISHES, HVAC TERMINAL INSTALLATION W/ MINOR DUCTWORK AND FF&E INSTALLATION.

**ROOF MOUNTED BACK-UP GENERATOR INSTALLATION-** CURB CONSTRUCTION, NEW ROOFING TO MATCH EXISTING FOR, INSTALLATION OF ROOF MOUNTED GAS-FUEL BACK UP GENERATOR WITH ROOF MOUNTED CONDUIT LINE(S) CONNECTION TO 100 AMP SERVICE PANEL.

BASIS OF DESIGN: MANUFACTURER: GENERAC  
SERIES: PROTECTOR  
MODEL # RG025 (ALUMINUM - BISQUE) - 25 KW 60HZ



1 FLOOR PLAN - NEW  
SCALE: 1/4" = 1'-0"

Project Title  
**WCCCD EASTERN  
CAMPUS POLICE  
AUTHORITY OFFICE  
RENOVATION**

5901 CONNER, DETROIT, MI



NO.	DESCRIPTION	DATE
1	REISSUE #1	04/08/19

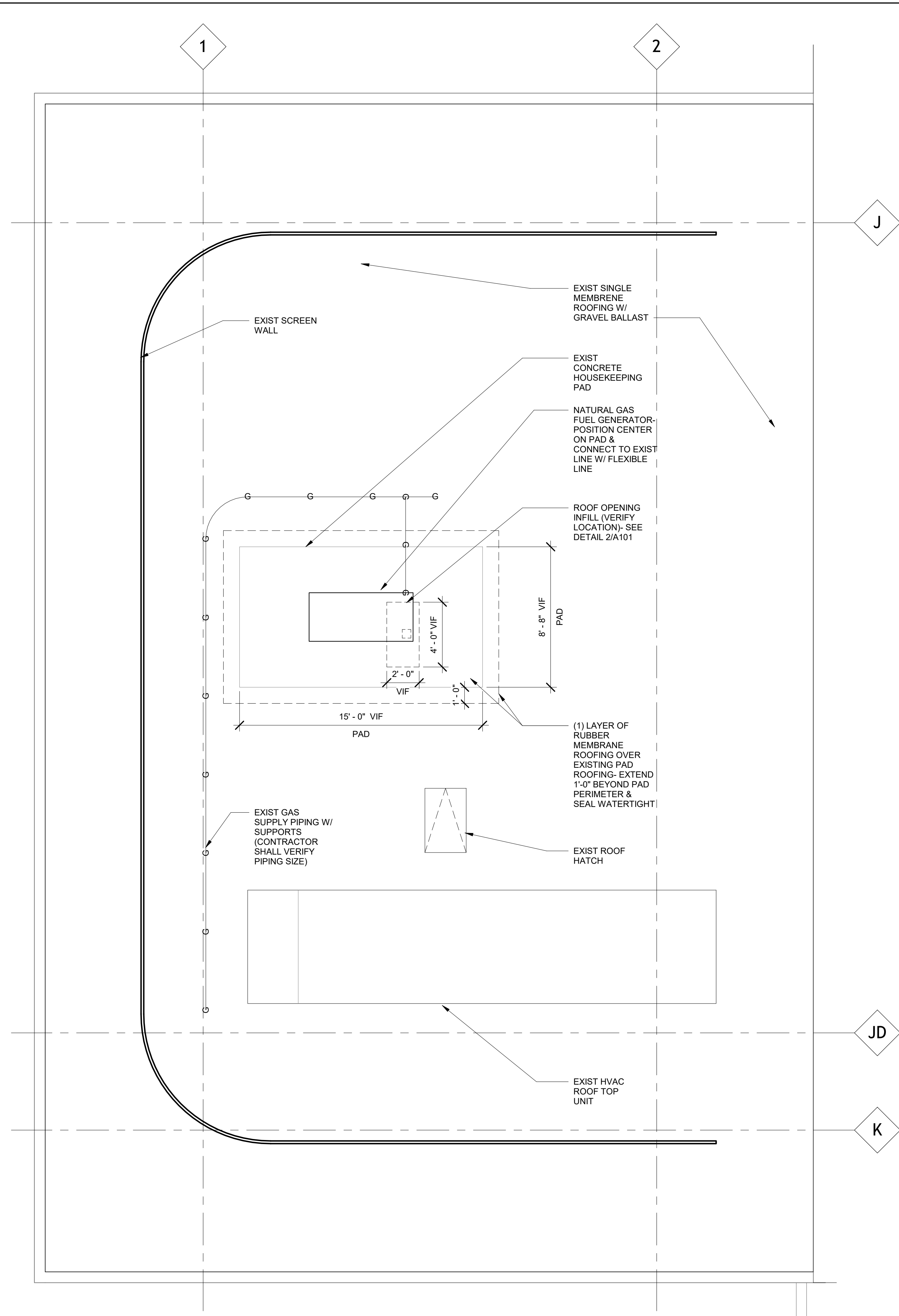
Project No. 1809  
Approved By: R SHULL  
Drawn By: B BENNETT  
Check By: R SHULL

**CERTIFICATION STATEMENT:**  
TO THE BEST OF THE ARCHITECT'S KNOWLEDGE,  
THE PLANS AND SPECIFICATIONS COMPLY WITH THE  
APPLICABLE MINIMUM BUILDING CODES.  
Seal and Signature:

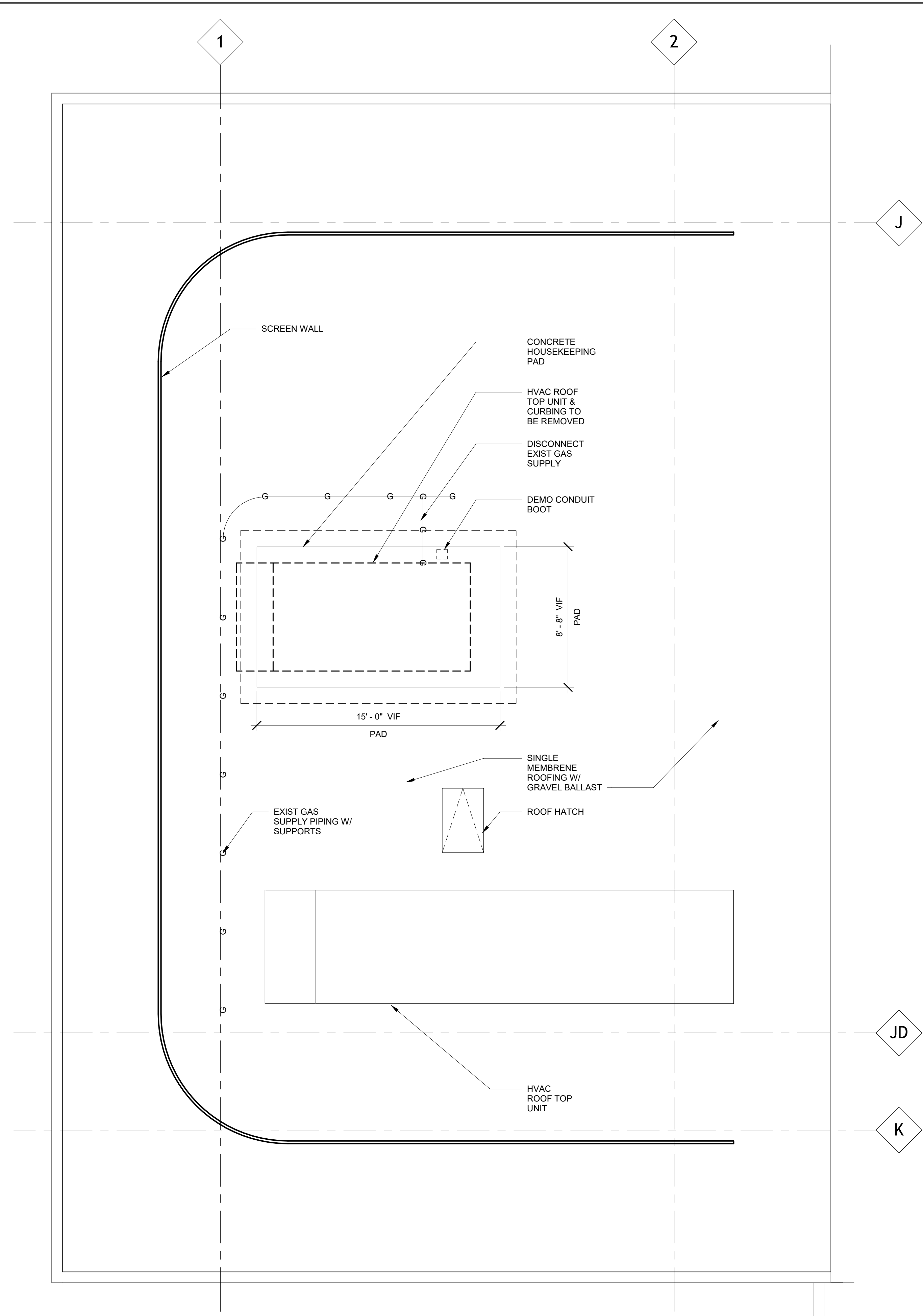
**NOTICE:** ALL ASPECTS OF THESE DOCUMENTS  
(DRAWINGS, CONCEPTS AND DETAILS ARE THE SOLE  
PROPERTY OF EKKLESIA BUILDING CORPORATION.  
NO PORTION(S) OF THESE DOCUMENTS SHALL BE USED,  
MODIFIED FOR USE OR COPIED WITHOUT CONSENT OF  
EKKLESIA BUILDING CORPORATION.

Sheet Title:  
**ROOF PLAN-  
DEMOLITION & NEW  
WORK**

Sheet Number:  
**A110**



2 ROOF PLAN- NEW WORK  
A110 NO SCALE:



1 ROOF PLAN- DEMOLITION  
A110 SCALE: 1/4" = 1'-0"

Project Title  
**WCCD EASTERN  
CAMPUS POLICE  
AUTHORITY OFFICE  
RENOVATION**

5901 CONNER, DETROIT, MI



NO.	DESCRIPTION	DATE
1	80% REVIEW	10/07/18
2	100% REVIEW	10/10/18
3	REISSUE #1	04/08/19

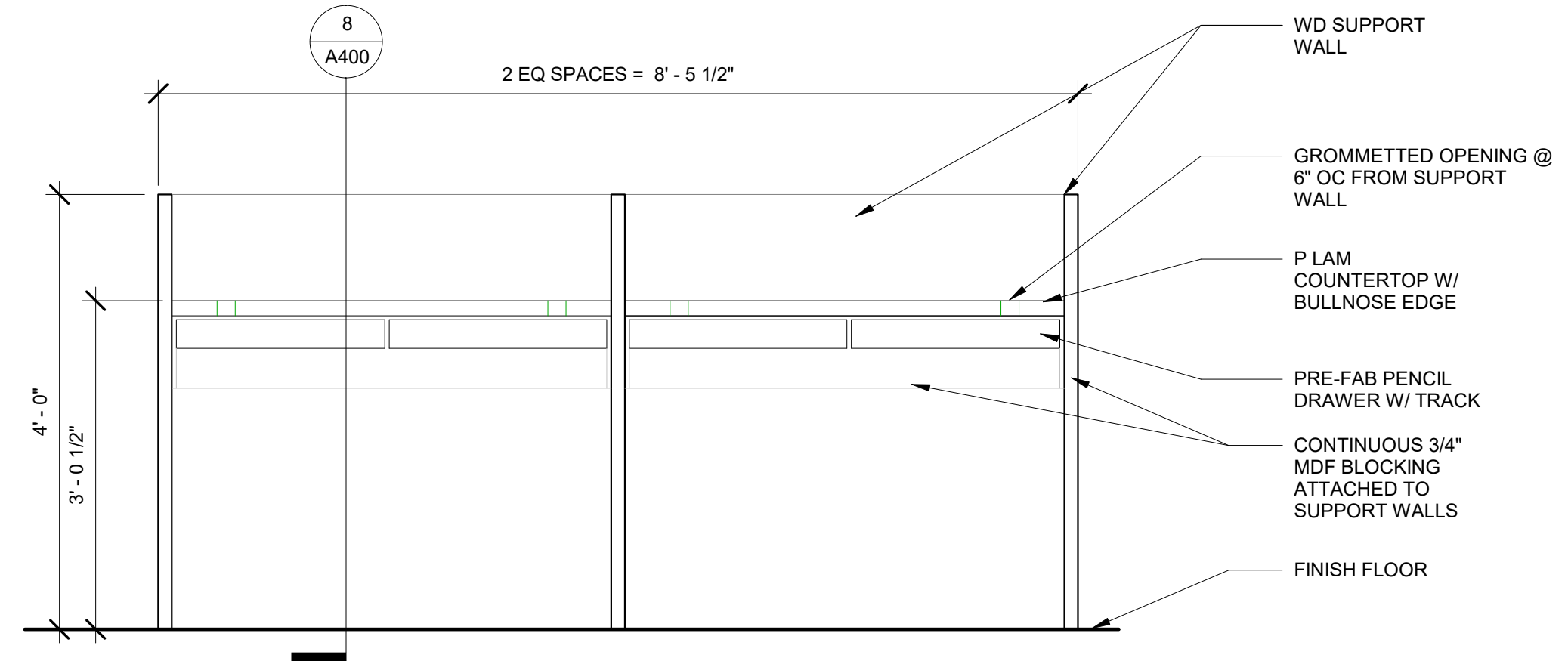
Project No.	Drawn By:
1809	BB
Approved By:	Check By:
B BENNETT	RS

**CERTIFICATION STATEMENT:**  
TO THE BEST OF THE ARCHITECT'S KNOWLEDGE, THE PLANS AND SPECIFICATIONS COMPLY WITH THE APPLICABLE MINIMUM BUILDING CODES.

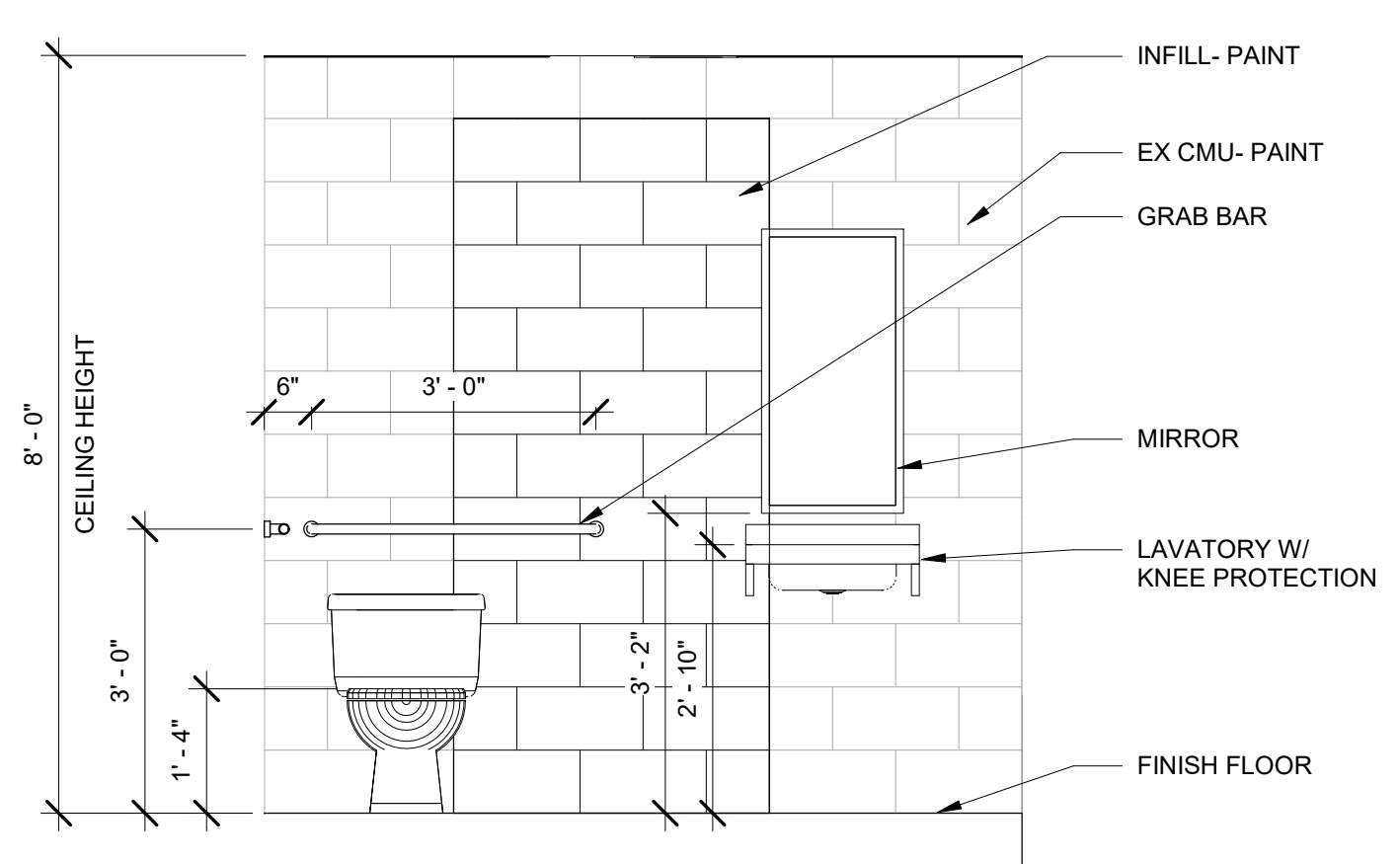
**NOTICE:** ALL ASPECTS OF THESE DOCUMENTS (DRAWINGS, CONCEPTS AND DETAILS ARE THE SOLE PROPERTY OF EKKLESIA BUILDING CORPORATION. NO PORTION(S) OF THESE DOCUMENTS SHALL BE USED, MODIFIED FOR USE OR COPIED WITHOUT CONSENT OF EKKLESIA BUILDING CORPORATION.

Sheet Title  
**ENLARGED PLANS & ELEVATIONS**


Sheet Number:  
**A400**



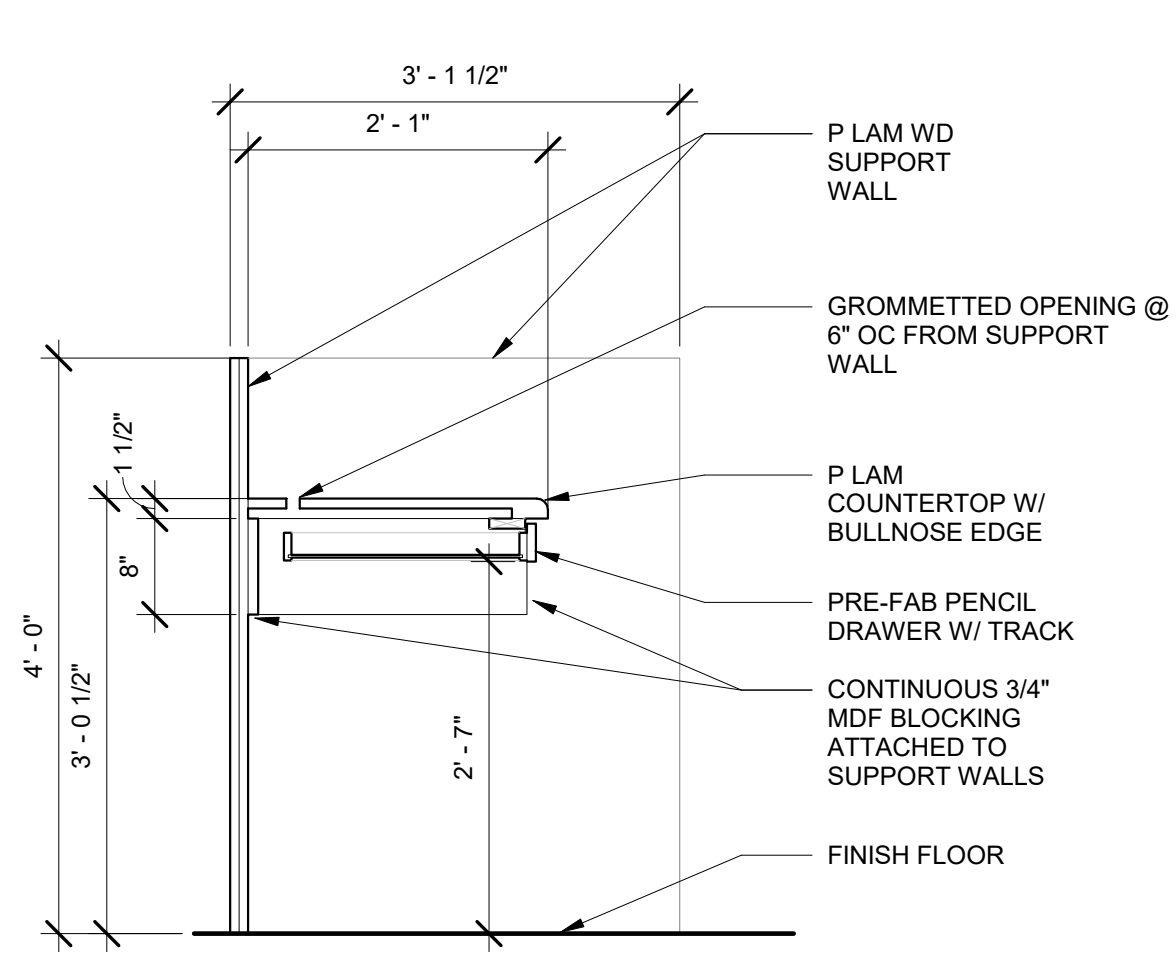
8  
A400  
DETAIL - WORKSTATION  
SCALE: 3/4" = 1'-0"



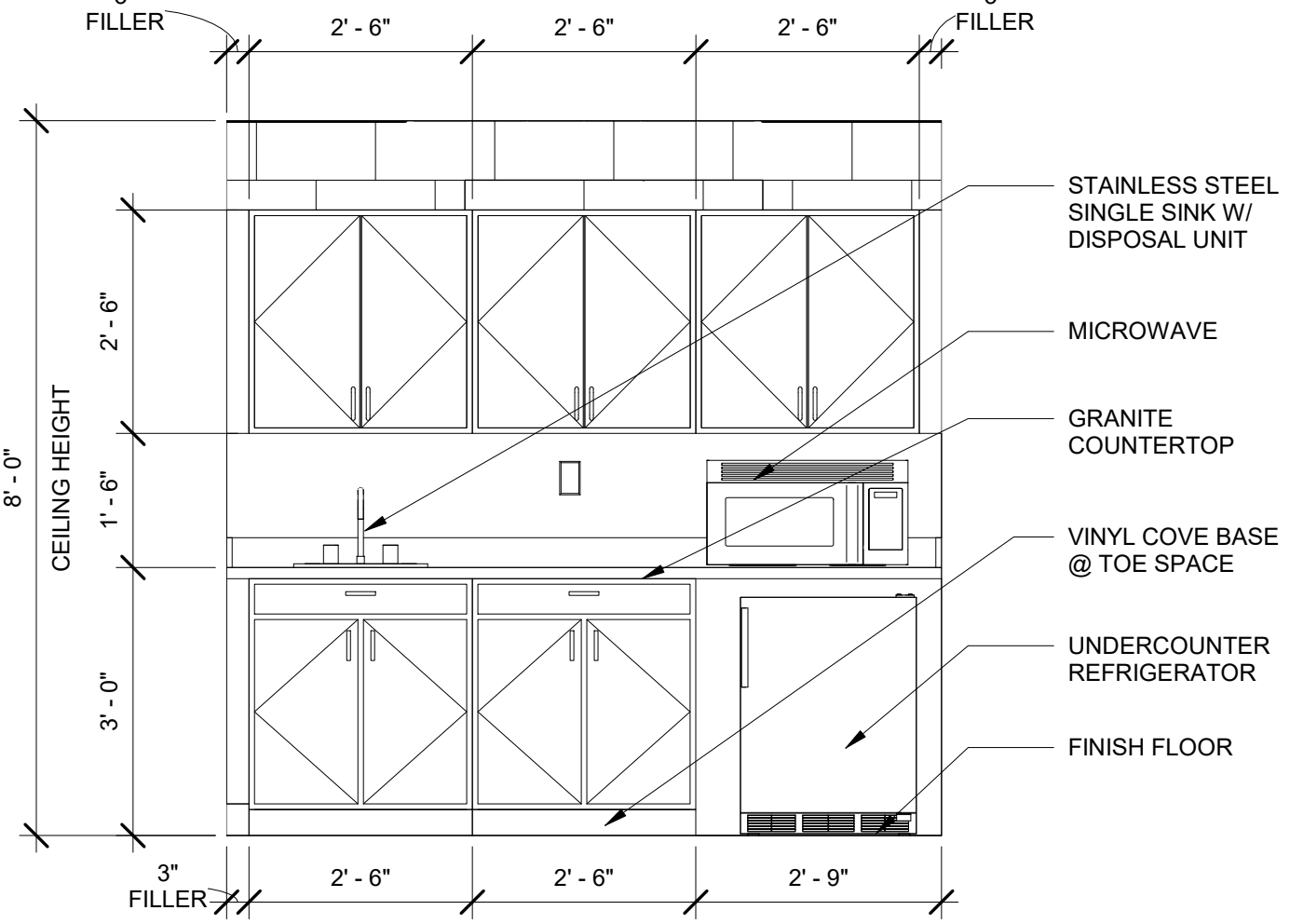
9  
A400  
DETAIL - WORKSTATION  
SCALE: 3/4" = 1'-0"



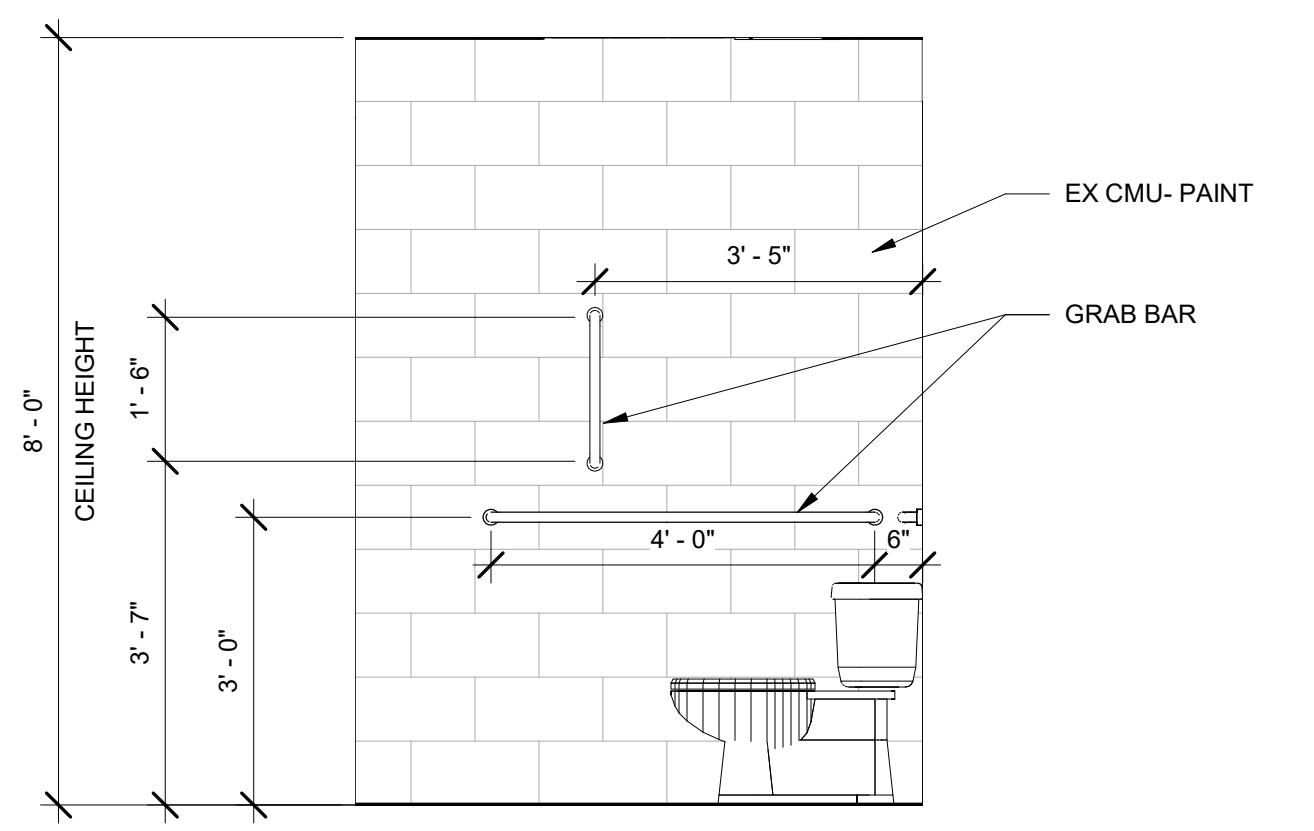
3  
A400  
INTERIOR ELEVATION  
SCALE: 1/2" = 1'-0"



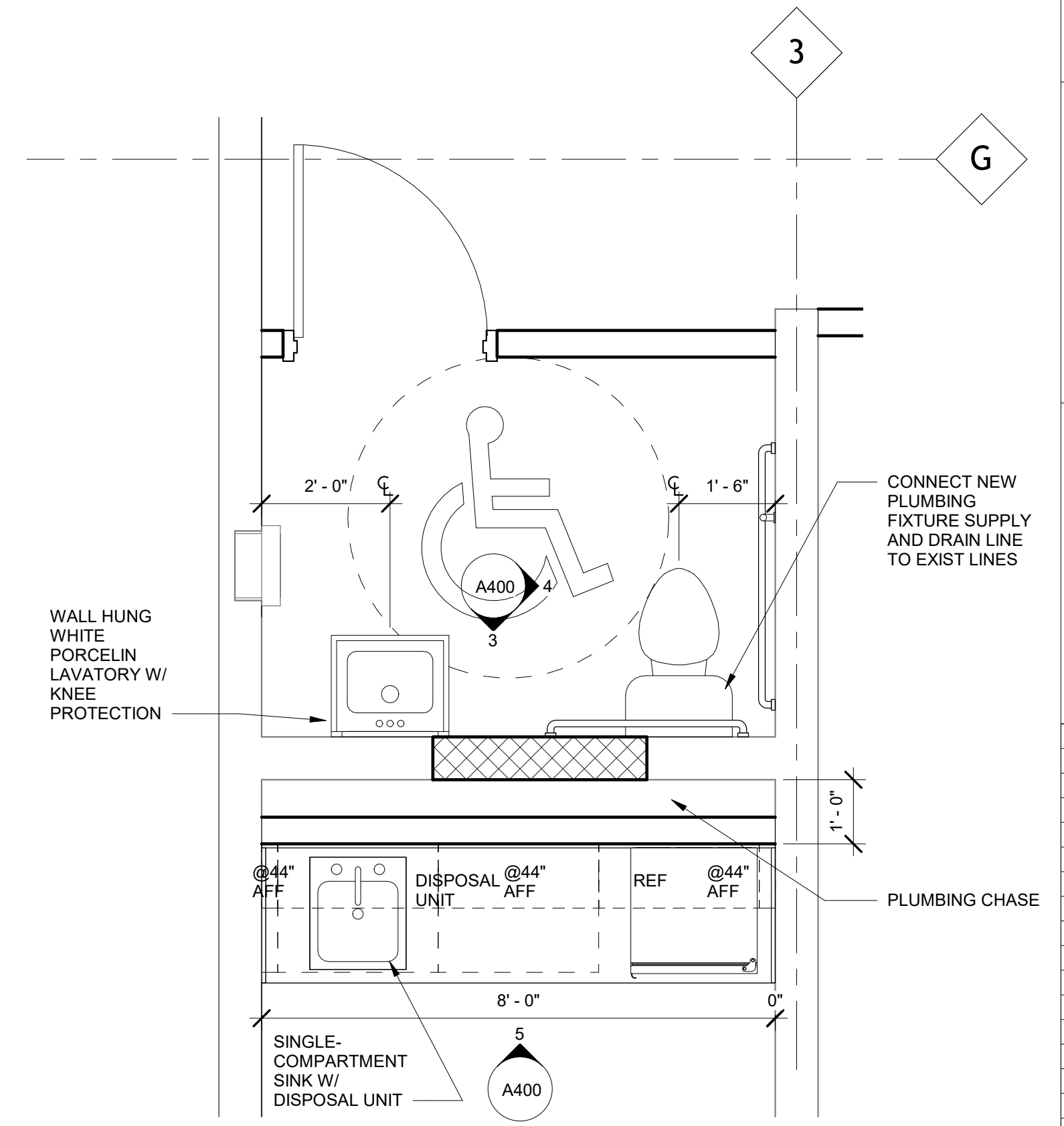
9  
A400  
DETAIL - WORKSTATION  
SCALE: 3/4" = 1'-0"



5  
A400  
INTERIOR ELEVATION  
SCALE: 1/2" = 1'-0"



4  
A400  
INTERIOR ELEVATION  
SCALE: 1/2" = 1'-0"



2  
A400  
ENLARGED PLAN  
SCALE: 1/2" = 1'-0"

NOTE: CONTRACTOR SHALL BE RESPONSIBLE FOR PLUMBING FIXTURES (SINK, LAVATORY, WATER CLOSET & ET AL.) DESIGN AND PERFORMANCE PER THE ARCHITECT'S GUIDELINES AS FOLLOWS:

**TOILET PAPER HOLDER**  
SURFACE MOUNTED TYPE, DOUBLE ROLL CAPACITY, WITHOUT CONTROLLED DELIVERY, TO HOLD TO STANDARD ROLLS OF TOILET PAPER. INSTALL WITH CMU ANCHOR SLEEVES

**PAPER TOWEL DISPENSER**  
SURFACE MOUNTED TOWEL DISPENSER, OF STAINLESS STEEL WITH EXPOSED SURFACES IN SATIN FINISH. TUMBLER LOCK TO SECURE HINGED FRONT PANEL. MINIMUM CAPACITY OF 500 MULTI-FOLD OR 300 C-FOLD. INSTALL WITH CMU ANCHOR SLEEVES.

**MIRROR**  
STAINLESS STEEL ANGLE FRAMED, 1/4 INCH THICK FLOAT OR PLATE GLASS MIRROR WITH COPPER BACKING, GALVANIZED STEEL BACK, THEFT PROOF CONCEALED HANGERS.

**GRAB BARS**  
GRAB BARS OF LENGTHS, CONFIGURATION, AND HEIGHTS SHOWN, OF 1 1/2 INCH DIAMETER SATIN FINISH STAINLESS STEEL, WITH 1 1/2 INCH WALL CLEARANCE AND CONCEALED MOUNTING.

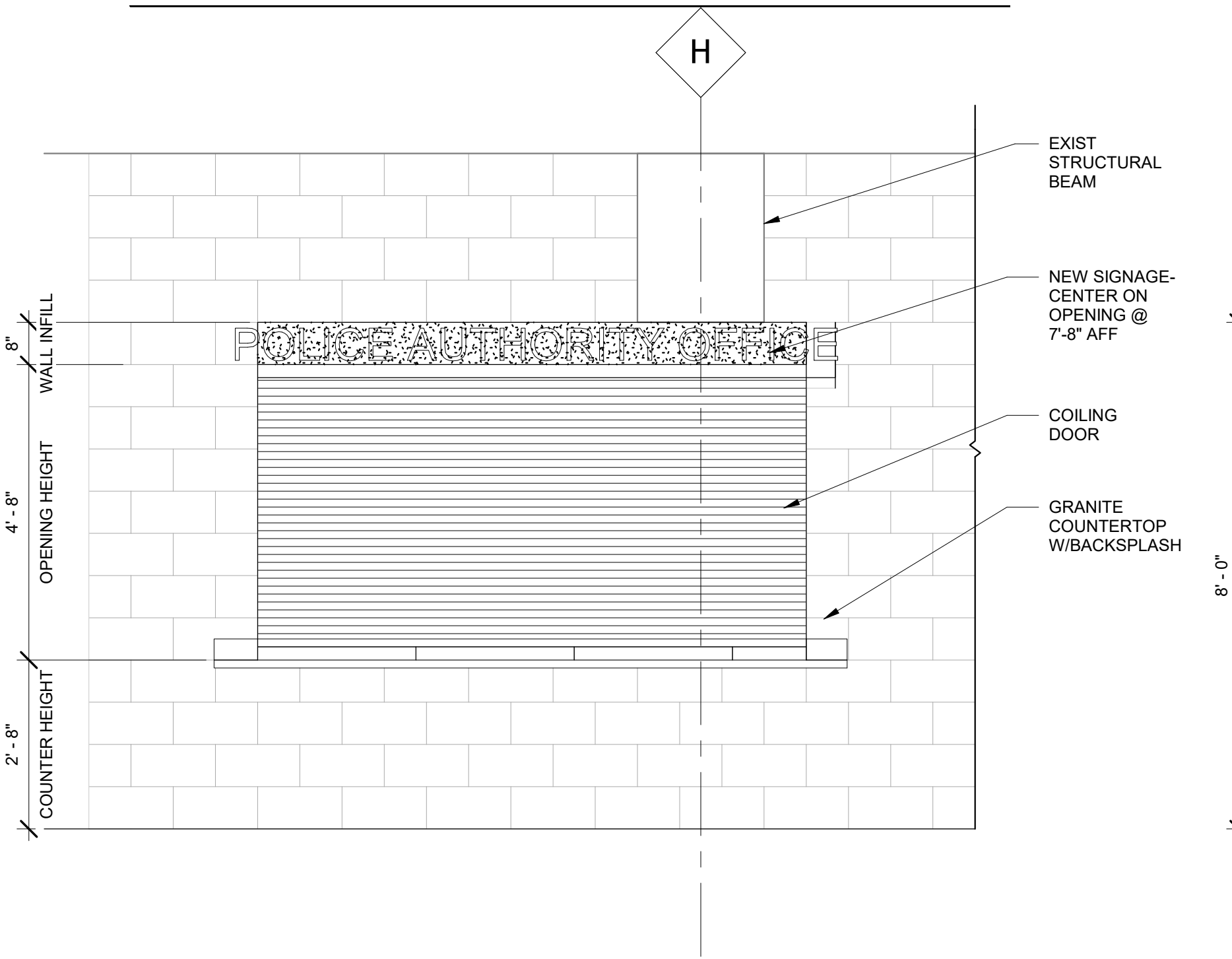
**WATER CLOSET**  
VITREOUS CHINA, ELONGATED BOWL 1.6 GALLON FLUSH WITH WHITE PLASTIC OPEN FRONT SEAT, CHROME PLATED BRASS SUPPLY & STOP AND PVC CLOSET FLANGE WITH WAX SEAL.

**WALL HUNG LAVATORY**  
VITREOUS CHINA SHAMPOO LAVATORY 20 X 18 INCH MINIMUM, WITH 4" HIGH INTEGRAL BACKSPASH, RECTANGULAR BASIN WITH SPLASH LIP AND SOAP DEPRESSION, WITH CHROME PLATED COMBINATION SUPPLY FITTING WITH POP-UP WASTE (0.5 GPM FLOW), ADA INDEXED HANDLES, CERAMIC VALVING.

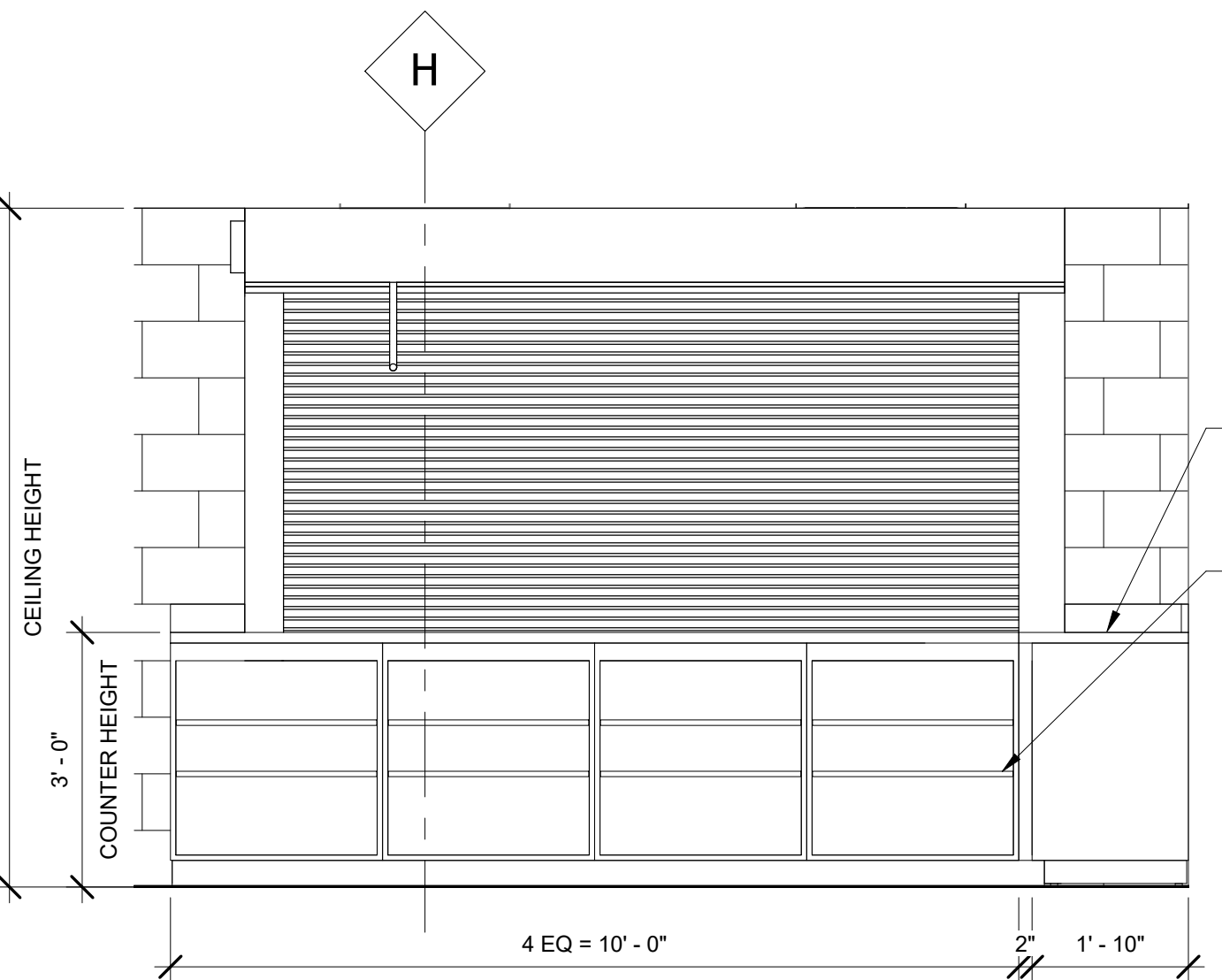
**SINGLE COMPARTMENT SINK**  
25 X 19 X 6 INCH OUTSIDE DIMENSIONS, 18 GAUGE THICK, TYPE 304 STAINLESS STEEL, QUICK CLIP SELF RIMMING AND UNDERCOATED, WITH LEDGE BACK DRILLED FOR TRIM, WITH CHROME PLATED COMBINATION SUPPLY FITTING WITH OPEN GRID STRAINER (1.5 GPM FLOW MAXIMUM), ADA INDEXED HANDLES, CERAMIC VALVING AND SPRAY & HOSE.

8  
A400  
DETAIL - WORKSTATION  
SCALE: 3/4" = 1'-0"

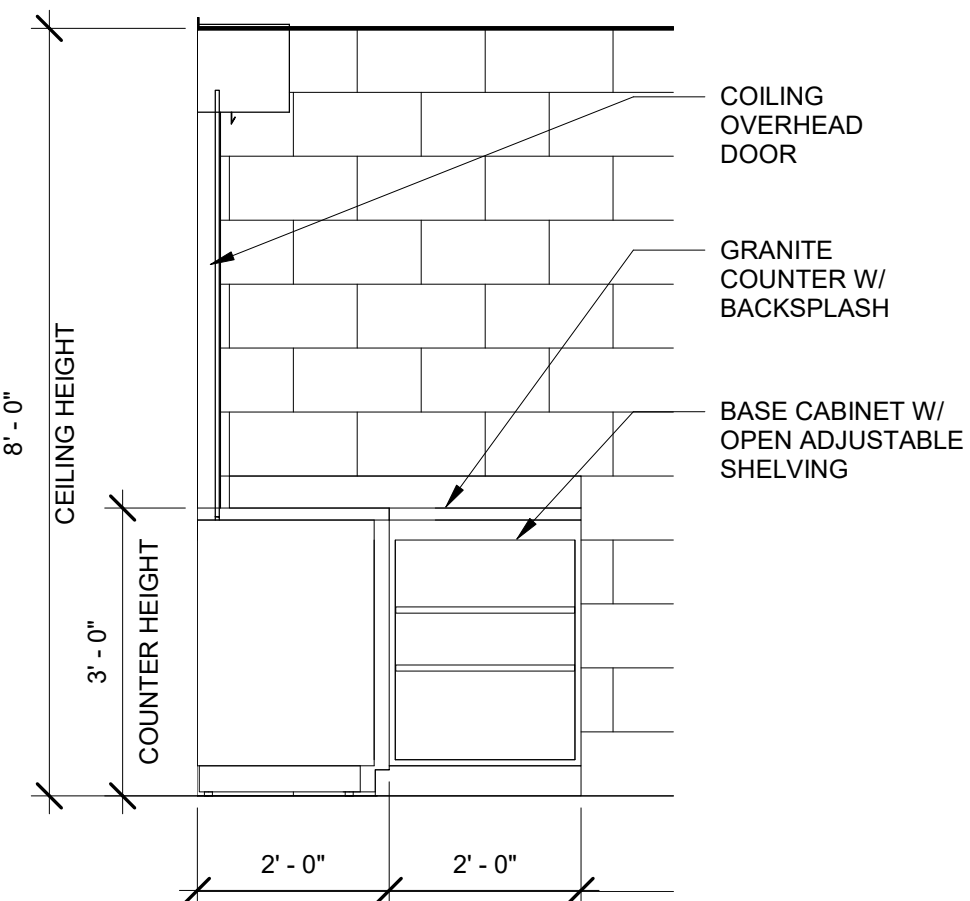
NOTE: INSTALL 3/4" SUPPORT STILES BETWEEN DRAWERS



7  
A400  
INTERIOR ELEVATION  
SCALE: 1/2" = 1'-0"



6  
A400  
INTERIOR ELEVATION  
SCALE: 1/2" = 1'-0"



10  
A400  
INTERIOR ELEVATION  
SCALE: 1/2" = 1'-0"

Project Title  
**WCCD EASTERN  
CAMPUS POLICE  
AUTHORITY OFFICE  
RENOVATION**

5901 CONNER, DETROIT, MI



NO.	DESCRIPTION	DATE
1	80% REVIEW	10/07/18
2	100% REVIEW	10/10/18
3	REISSUE #1	04/08/19

Project No. 1809  
Drawn By: BB  
Approved By: B BENNETT  
Check By: RS

**CERTIFICATION STATEMENT:**  
TO THE BEST OF THE ARCHITECT'S KNOWLEDGE,  
THE PLANS AND SPECIFICATIONS COMPLY WITH THE  
APPLICABLE MINIMUM BUILDING CODES.  
Seal and Signature:

**NOTICE:** ALL ASPECTS OF THESE DOCUMENTS  
(DRAWINGS, CONCEPTS AND DETAILS ARE THE SOLE  
PROPERTY OF EKKLESIA BUILDING CORPORATION.  
NO PORTION(S) OF THESE DOCUMENTS SHALL BE USED,  
MODIFIED FOR USE OR COPIED WITHOUT CONSENT OF  
EKKLESIA BUILDING CORPORATION.

Sheet Title  
**ROOM FINISH & DOOR  
SCHEDULES, DOOR,  
FRAME & PARTITION  
TYPES**

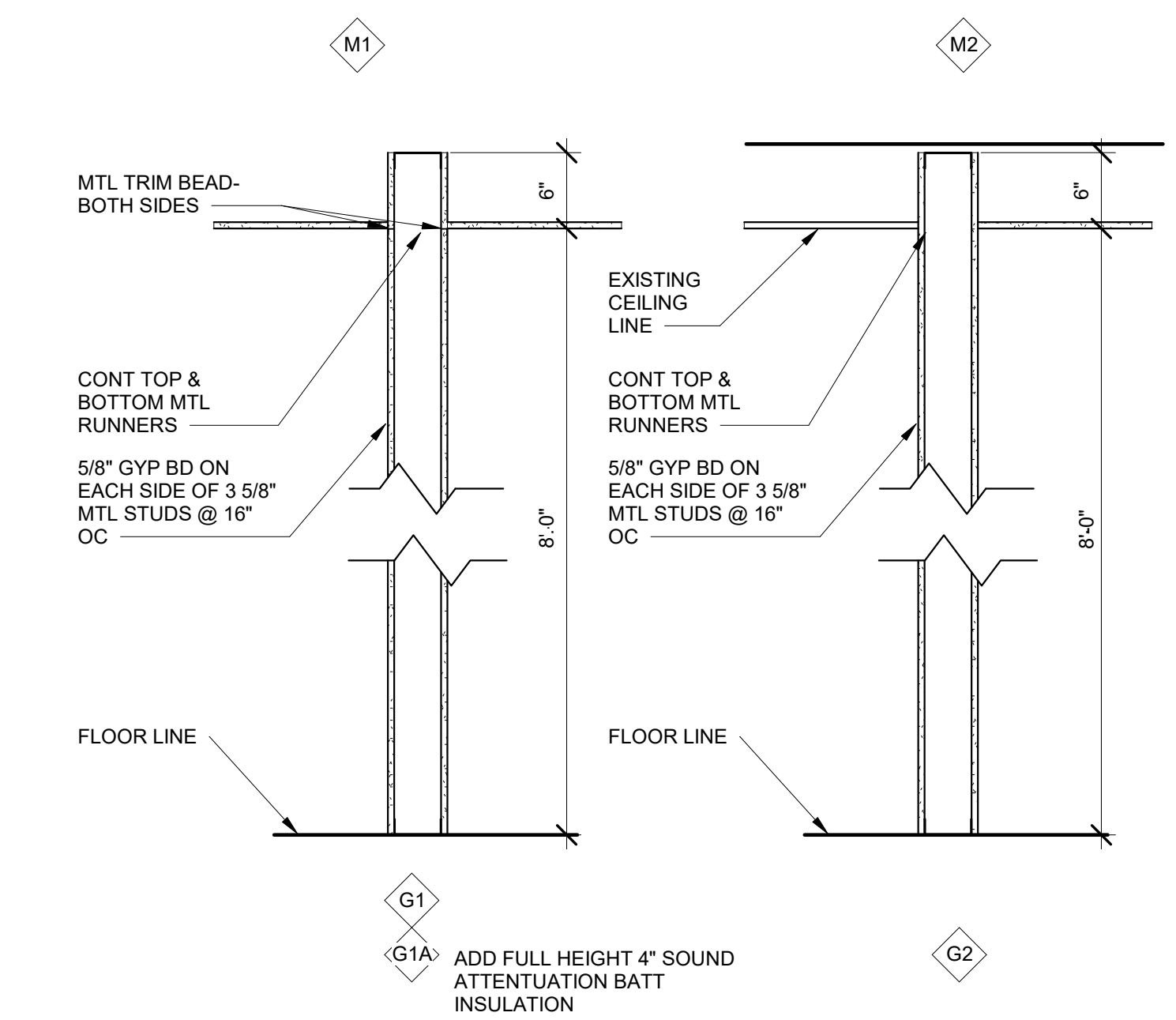
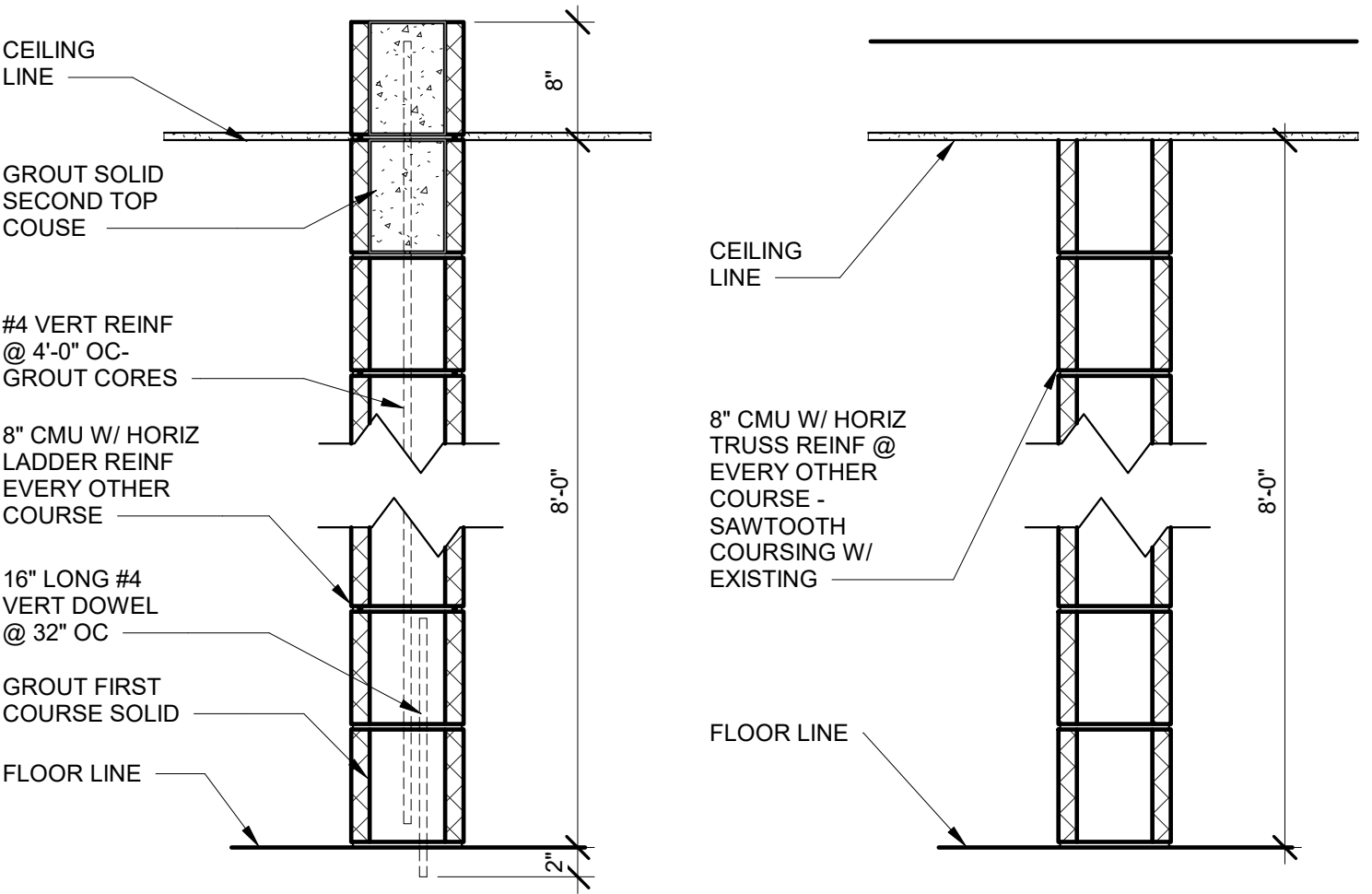
Sheet Number:  
**A600**

NO	ROOM NAME	FLOOR		WALLS								CEILING		REMARKS	
		FIN	BASE	NORTH		EAST		SOUTH		WEST		GRID	HT		
				MAT'L	FIN	MAT'L	FIN	MAT'L	FIN	MAT'L	FIN				
1	OPEN OFFICE	CPT	VIN	EX CMU	PT-1	GYP	PT-2	EX CMU	PT-1	EX CMU	PT-1	ACP-1	SSG-1	8'-0"	
2	LT OFFICE	CPT	VIN	GYP	PT-2	EX CMU	PT-1	EX CMU	PT-1	EX CMU	PT-2	ACP-1	SSG-1	8'-0"	
3	ARMORY	VCT	VIN	GYP/EX CMU	PT-1/PT-2	EX CMU	PT-1	GYP	PT-2	GYP	PT-2	ACP-1	SSG-1	8'-0"	1
4	PROPERTY RM	VCT	VIN	CMU/ GYP	PT-1/PT-2	EX CMU	PT-3	GYP	PT-1	GYP	PT-2	ACP-1	SSG-1	8'-0"	1
5	I.T.	VCT	VIN	GYP	PT-3	GYP	PT-3	EX CMU/ CMU	PT-1/PT-3	GYP	PT-3	ACP-2	SSG-2	8'-0"	
6	HALL	VCT	VIN	VARIABLES	PT-1/PT-2	VARIABLES	PT-1/PT-2	VARIABLES	PT-1/PT-2	VARIABLES	PT-1/PT-2	ACP-1	SSG-1	8'-0"	2
7	LIVE SCAN	VCT	VIN	GYP	PT-2	GYP	PT-2	EX CMU	PT-1	EXIST	--	ACP-1	SSG-1	8'-0"	
8	CONFERENCE	CPT	VIN	EX CMU	PT-1	GYP	PT-2	GYP	PT-2	GYP	PT-2	ACP-1	SSG-1	8'-0"	
9	W LOCKER	VCT	VIN	EX CMU	PT-1	GYP	PT-2	GYP	PT-2	GYP	PT-2	ACP-1	SSG-1	8'-0"	
10	M LOCKER	VCT	VIN	GYP	PT-2	GYP	PT-2	GYP	PT-2	GYP	PT-2	ACP-1	SSG-1	8'-0"	
11	BREAK RM	VCT	VIN	EX CMU	PT-1	GYP	PT-3	EX CMU	PT-3	EX CMU/ CMU	PT-3	ACP-2	SSG-2	8'-0"	1
12	TOILET	VCT	VIN	EX CMU	PT-1	CMU	PT-3	EX CMU	PT-3	EX CMU/ CMU	PT-3	ACP-2	SSG-2	8'-0"	1
13	INTERVIEW #1	SEAL	--	EX CMU	PT-1	EX CMU	PT-1	CMU	PT-1	CMU	PT-1	ACP-3	SSG-3	8'-0"	
14	INTERVIEW #2	SEAL	--	CMU	PT-1	EX CMU	PT-1	CMU	PT-1	CMU	PT-1	ACP-3	SSG-3	8'-0"	

ACT ACOUSTICAL CEILING TILE  
CMU CONCRETE MAASONRY UNIT  
CPT CARPET TILE  
EX EXISTING  
EX CMU EXISTING CONCRETE MAASONRY UNIT  
EX GYP EXISTING GYPSUM BOARD  
EXP EXPOSED  
GYP GYPSUM BOARD  
PT PAINT  
VCT VINYL COMPOSITE TILE  
VIN VINYL

REMARK(S)  
1. INSTALL IMPACT RESISTANCE GYPSUM BOARD, TOTAL CEILING HEIGHT  
2. INSTALL IMPACT RESISTANT GYPSUM BOARD TO 4'-0" AFF FLOOR

NOTES:  
1. REFER TO SPECIFICATION SECTION 09900 FOR WALL FINISHES TYPES  
2. REFER TO SPECIFICATION SECTION 09511 FOR CEILING MATERIAL AND GRID TYPES

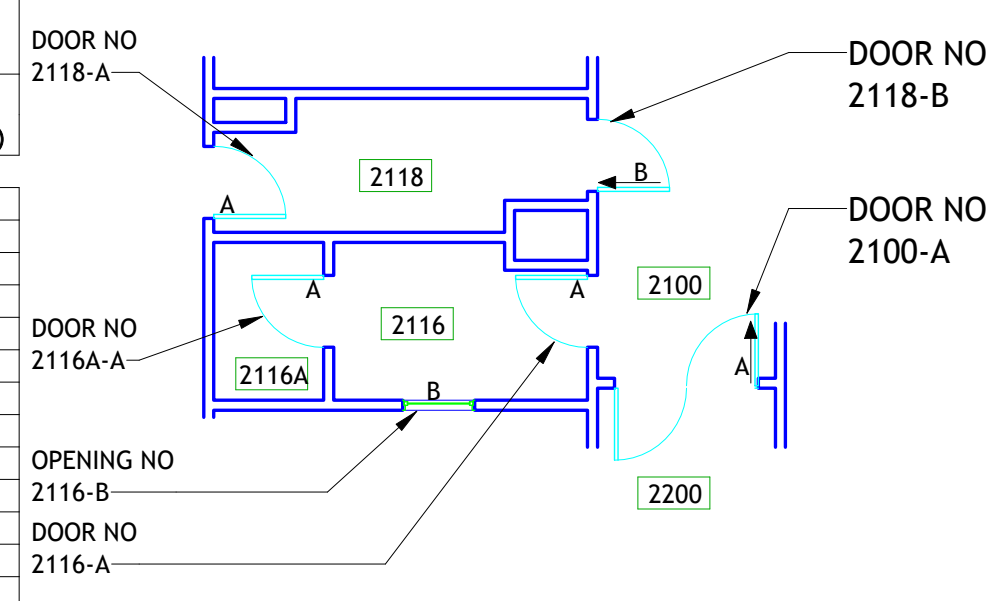
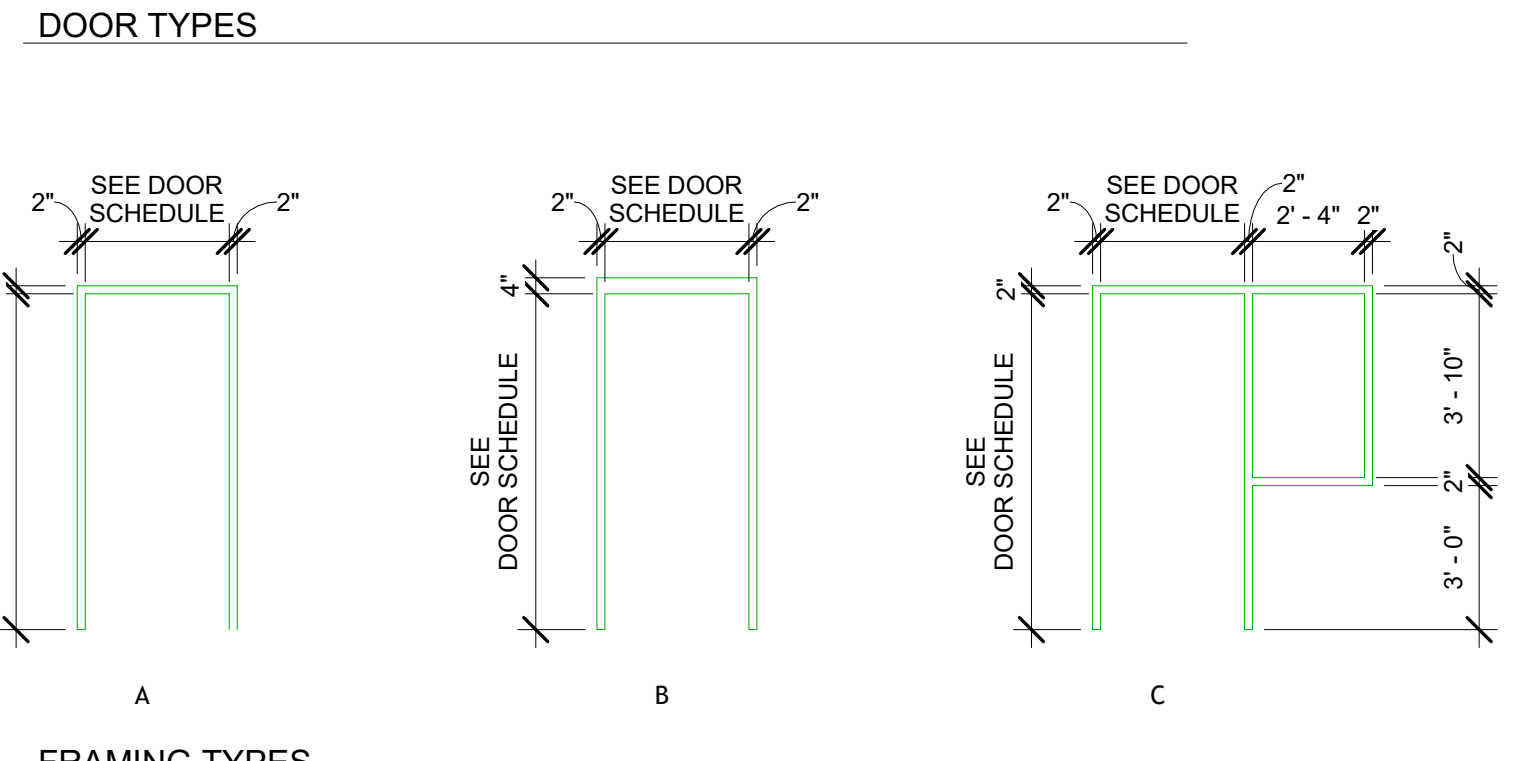
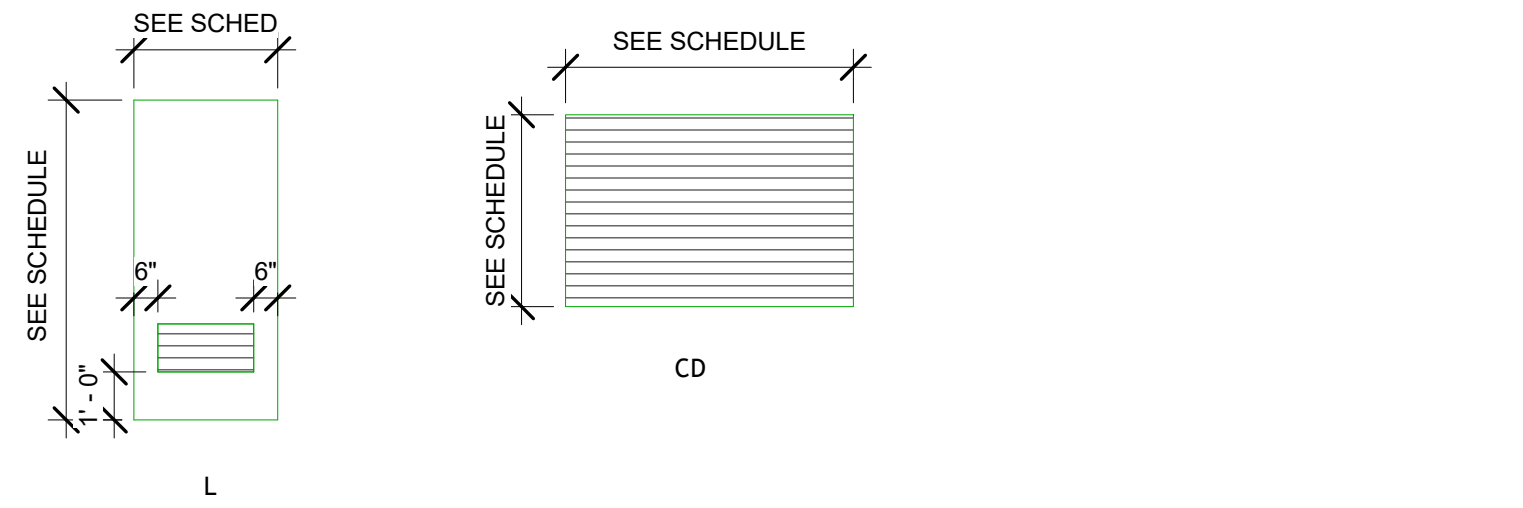
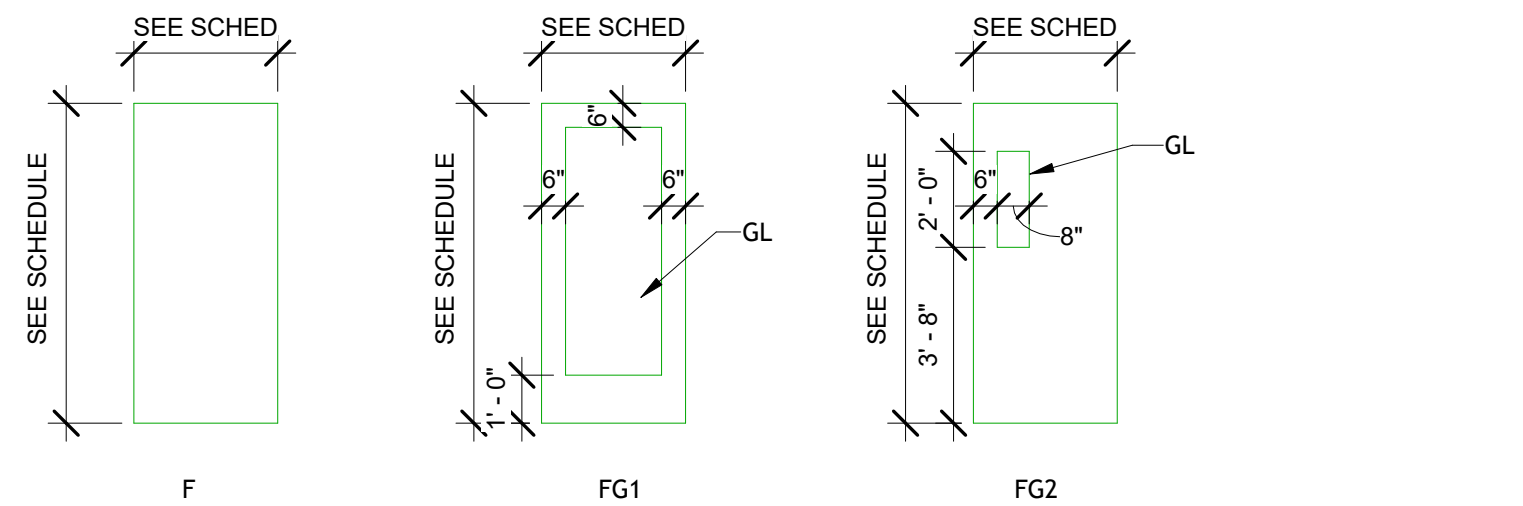


**PARTITION TYPES**

NOTES:  
1. USE REGULAR GYP BOARD UNLESS NOTED OTHERWISE.  
2. USE MOLD RESISTANT GYP BOARD IN WET AREAS (KITCHEN, TOILET ROOMS).  
3. USE ABUSE/IMPACT RESISTANT GYP BOARD FROM FLOOR LINE TO 4'-0" AFF IN HALLS.

DOOR #	ROOM NAME	WIDTH	HEIGHT	DOOR				FRAME				REMARK (S)
				TYPE	MAT'L	FINISH	GLAZING	TYPE	MAT'L	FINISH	GLAZING	
1A	OPEN OFFICE	3'-0"	7'-0"	EX-DR	EX-DR	EX-DR	--	EX-FR	EX-FR	EX-FR	--	
1B	OPEN OFFICE	8'-8"	4'-4"	OH-CD-FR	HM	PT	--	--	--	--	--	
2	LT OFFICE	3'-0"	7'-0"	FG1	WS-SC	ST	LAM	C	HM-FR-G2	PT	LAM	
3	ARMORY	3'-0"	7'-0"	F	HM-DR-G3	PT	--	A	HM-FR-G3	PT	--	
4	PROPERTY RM	3'-0"	7'-0"	HM-DR-G3	HM-DR-G3	PT	--	A	HM-FR-G3	PT	--	
5	I.T.	3'-0"	7'-0"	L	HM-DR	PT	--	A	HM-FR-G3	F	--	
6A	HALL	3'-0"	7'-0"	EX-DR	EX-DR	EX-DR	--	EX-FR	EX-FR	EX-FR	--	
6B	HALL	3'-0"	7'-0"	F	HM-DR-G2	PT	--	A	HM-FR-G2	PT	--	
7	LIVE SCAN	3'-0"	7'-0"	FG2	HM-DR-G2	PT	LAM	A	HM-FR-G2	PT	--	
8	CONFERENCE	3'-0"	7'-0"	F	HM-DR-G2	PT	--	A	HM-FR-G2	PT	--	
9	W LOCKER	3'-0"	7'-0"	L	HM-DR-G2	PT	--	A	HM-FR-G2	PT	1	
10	M LOCKER	3'-0"	7'-0"	L	HM-DR-G2	PT	--	A	HM-FR-G2	PT	1	
11	BREAK RM	3'-0"	7'-0"	F	HM-DR-G2	PT	--	A	HM-FR-G2	F		
12	TOILET	3'-0"	7'-0"	F	HM-DR-G2	PT	--	B	HM-FR-G2	PT		
13	INTERVIEW #1	3'-0"	7'-0"	FG2	HM-DR-G3	PT	LAM-SEC	B	HM-FR-G3	PT	2	
14	INTERVIEW #2	3'-0"	7'-0"	FG2	HM-DR-G3	PT	LAM-SEC	B	HM-FR-G3	PT	2	

REMARK(S)  
1. INSTALL KICK PLATE ON PUSH SIDE  
2. INSTALL MASONRY LINTEL BEAM - 4" BEARING MIN EA END





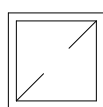
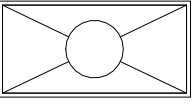
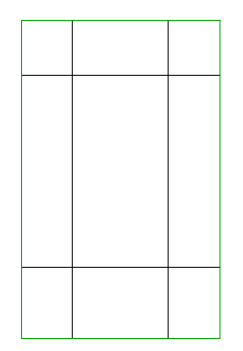

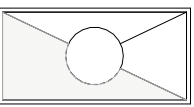


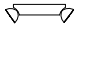


- DOOR NUMBERING CRITERIA**
- OPENING NUMBERS CONSIST OF THE ROOM NUMBER PLUS A LETTER SUFFIX.
  - LETTER SUFFIXES ARE SHOWN ON THE PLAN
  - WHEN A DOOR SWINGS INTO A ROOM IT BEARS THAT ROOM'S NUMBER. WHEN A DOOR SWINGS OF A ROOM OR SEPARATES TWO CORRIDORS, AN ARROW ON THE PLAN INDICATES WHICH ROOM NUMBER THE DOOR BEARS.
  - BORROWED LIGHTS BEAR THE ROOM NUMBER IN WHICH THE LETTER SUFFIX IS SHOWN.

**DOOR SCHEDULE MATERIAL COLUMN LEGEND**

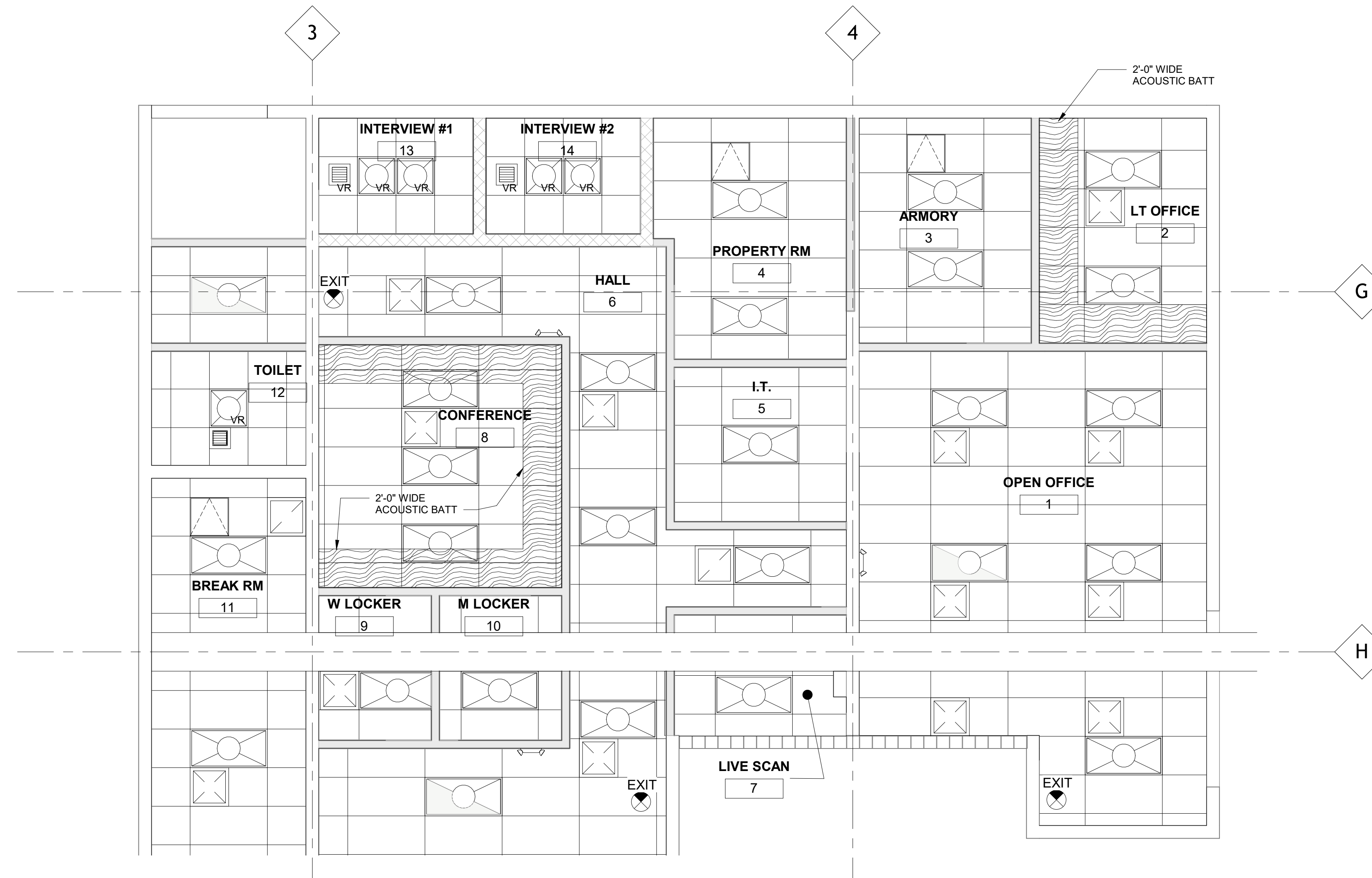
ABBREV	SPEC	DESCRIPTION
EX-DR		EXISTING DOOR
HM-DR-G2	08110	HOLLOW METAL DOOR, GRADE II HEAVY DUTY
HM-DR-G3	08110	HOLLOW METAL DOOR, GRADE III HEAVY DUTY
HM-DF-G2	08110	HOLLOW METAL FRAME, GRADE II HEAVY DUTY
HM-DF-G3	08110	HOLLOW METAL FRAME, GRADE III HEAVY DUTY
OH-CD-FR	08331	OVERHEAD COILING DOOR, FIRE RATED
WD-SC	08211	WOOD DOOR, SOLID CORE

**DOOR GLAZING MATERIAL COLUMN LEGEND**

ABBREV	SPEC	DESCRIPTION
LAM	08800	LAMINATE SAFETY GLAZING
LAM-SEC	08801	LAMINATE FORCE ENTRY RESISTANT

			2X2' FLAT PANEL LED, VANDAL RESISTANT FIXTURE		2X2' SUSPENDED CEILING SYSTEM- REFER TO ROOM FINISH SCHEDULE FOR PANEL AND GRID TYPE
	CEILING RECESSED RETURN REGISTER		DIMMABLE 2X4' FLAT PANEL LED FIXTURE BASIS OF DESIGN: WESTGATE MODEL# LP2X4-72W-50K-D PH # 877-805-2252		2X4' SUSPENDED CEILING SYSTEM- REFER TO ROOM FINISH SCHEDULE FOR PANEL AND GRID TYPE
	CEILING RECESSED EXHAUST FAN		DIMMABLE 2X4' FLAT PANEL LED FIXTURE- NIGHT LIGHT OPERATION		
	INTERGRAL SUSPENDED CEILING LAY-IN VANDAL RESISTANT EXHAUST FAN				
	CEILING ACCESS PANEL		2 HEAD BATTERY BACKED UP WALL MOUNTED EMERGENCY LIGHT FIXTURE		
	FIRE SUPPRESSION SYSTEM SPRINKLER HEAD		HARDWIRED SELF-ILLUMINATED "EXIT" SIGNAGE		

ARCHITECTURAL CEILING PLAN  
LEGEND



ARCHITECTURAL CEILING PLAN  
1 - NEW  
AC110 SCALE: 1/4" = 1'-0"

NOTE: CONTRACTOR SHALL BE RESPONSIBLE FOR EXISTING FIRE SUPPRESSION SYSTEM MODIFICATIONS COMPLIANCE TO ALL APPLICABLE STATE AND LOCAL CODES.

Project Title  
**WCCD EASTERN  
CAMPUS POLICE  
AUTHORITY OFFICE  
RENOVATION**

5901 CONNER, DETROIT, MI



NO.	DESCRIPTION	DATE
1	80% REVIEW	10/07/18
2	100% REVIEW	10/10/18
3	REISSUE #1	04/08/19

Project No. 1809  
Approved By: B BENNETT  
Drawn By: BB  
Check By: RS

**CERTIFICATION STATEMENT:**  
TO THE BEST OF THE ARCHITECT'S KNOWLEDGE, THE PLANS AND SPECIFICATIONS COMPLY WITH THE APPLICABLE MINIMUM BUILDING CODES.  
Seal and Signature:

**NOTICE:** ALL ASPECTS OF THESE DOCUMENTS (DRAWINGS, CONCEPTS AND DETAILS ARE THE SOLE PROPERTY OF EKKLESIA BUILDING CORPORATION. NO PORTION(S) OF THESE DOCUMENTS SHALL BE USED, MODIFIED FOR USE OR COPIED WITHOUT CONSENT OF EKKLESIA BUILDING CORPORATION.

Sheet Title:  
**ARCHITECTURAL  
CEILING PLAN - NEW**

Sheet Number:  
**AC110**



Project Title  
**WCCD EASTERN  
CAMPUS POLICE  
AUTHORITY OFFICE  
RENOVATION**

5901 CONNER, DETROIT, MI



NO.	DESCRIPTION	DATE
1	REISSUE #1	04/08/19

Project No. <b>1809</b>	Drawn By: Author
Approved By: BB	Check By: RS

**CERTIFICATION STATEMENT:**  
TO THE BEST OF THE ARCHITECT'S KNOWLEDGE,  
THE PLANS AND SPECIFICATIONS COMPLY WITH THE  
APPLICABLE MINIMUM BUILDING CODES.

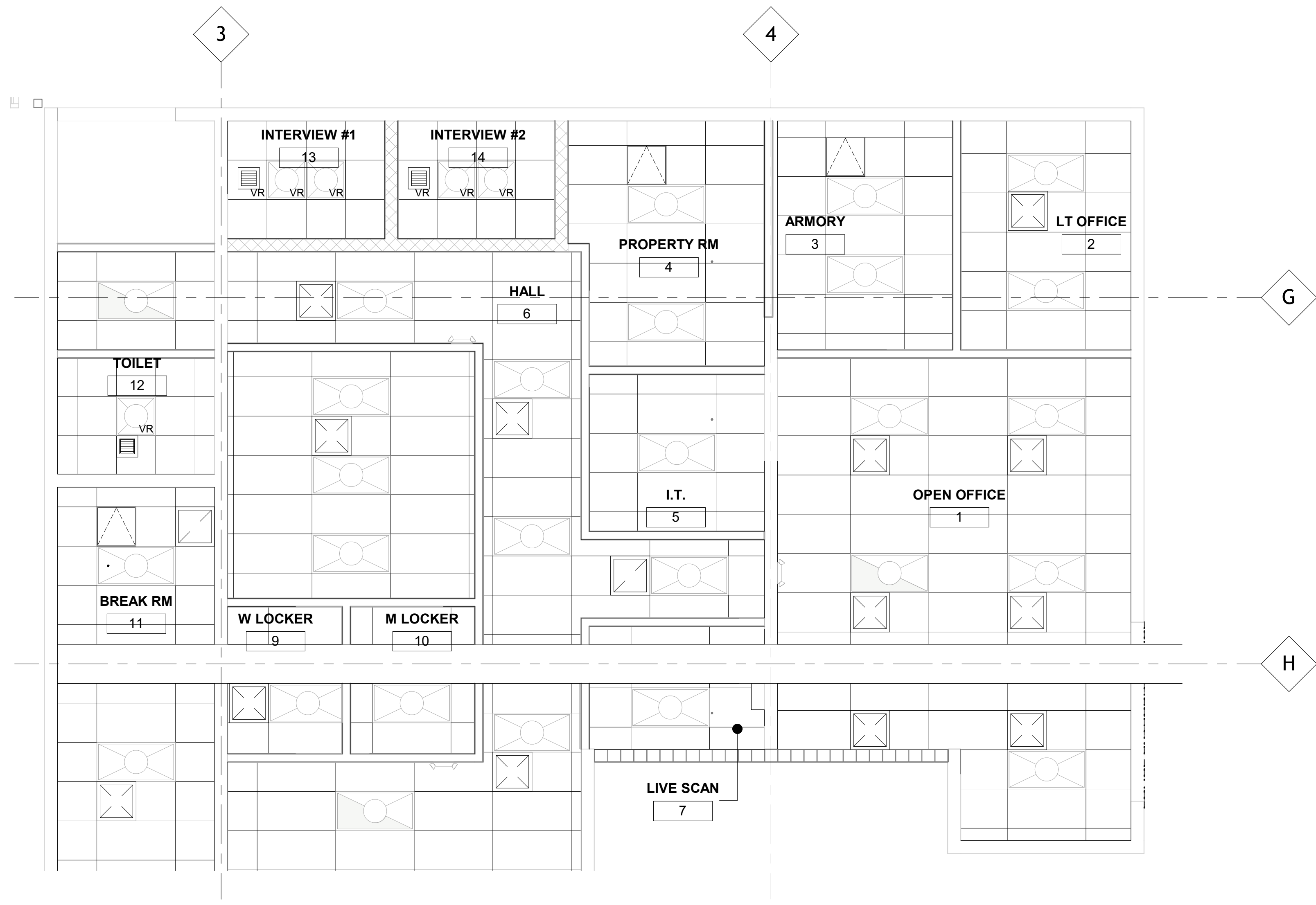
**NOTICE:** ALL ASPECTS OF THESE DOCUMENTS  
(DRAWINGS, CONCEPTS AND DETAILS ARE THE SOLE  
PROPERTY OF EKKLESIA BUILDING CORPORATION.  
NO PORTION(S) OF THESE DOCUMENTS SHALL BE USED,  
MODIFIED FOR USE OR COPIED WITHOUT CONSENT OF  
EKKLESIA BUILDING CORPORATION.

Sheet Title:  
**HVAC PLAN**

Sheet Number:  
**M100**

	2'X2' FLAT PANEL LED, VANDAL RESISTANT FIXTURE		2'X2' SUSPENDED CEILING SYSTEM- REFER TO ROOM FINISH SCHEDULE FOR PANEL AND GRID TYPE
	CEILING RECESSED RETURN REGISTER		DIMMABLE 2'X4' FLAT PANEL LED FIXTURE BASIS OF DESIGN: WESTGATE MODEL# LP2X4-72W-50K-D PH # 877-805-2252
	CEILING RECESSED EXHAUST FAN		DIMMABLE 2'X4' FLAT PANEL LED FIXTURE- NIGHT LIGHT OPERATION
	INTERGRAL SUSPENDED CEILING LAY-IN VANDAL RESISTANT EXHAUST FAN		
	CEILING ACCESS PANEL		2 HEAD BATTERY BACKED UP WALL MOUNTED EMERGENCY LIGHT FIXTURE
	FIRE SUPPRESSION SYSTEM SPRINKLER HEAD		HARDWIRED SELF-ILLUMINATED "EXIT" SIGNAGE

ARCHITECTURAL CEILING PLAN  
LEGEND



**1** HVAC PLAN  
M100 SCALE: 1/4" = 1'-0"

NOTE: CONTRACTOR SHALL BE RESPONSIBLE FOR ALL FINAL HEATING, VENTILATION AND AIR CONDITIONING SYSTEM DESIGN AND PERFORMANCE PER THE ARCHITECT'S GUIDELINES INDICATED ON THIS SHEET.

Project Title  
**WCCD EASTERN  
CAMPUS POLICE  
AUTHORITY OFFICE  
RENOVATION**

5901 CONNER; DETROIT, MI



NO.	DESCRIPTION	DATE
1	80% REVIEW	10/07/18
2	100% REVIEW	10/10/18
3	REISSUE #1	04/08/19

Project No. 1809  
Author BB  
Drawn By: Author  
Check By: RS

**CERTIFICATION STATEMENT:**  
TO THE BEST OF THE ARCHITECT'S KNOWLEDGE,  
THE PLANS AND SPECIFICATIONS COMPLY WITH THE  
APPLICABLE MINIMUM BUILDING CODES.  
Seal and Signature:

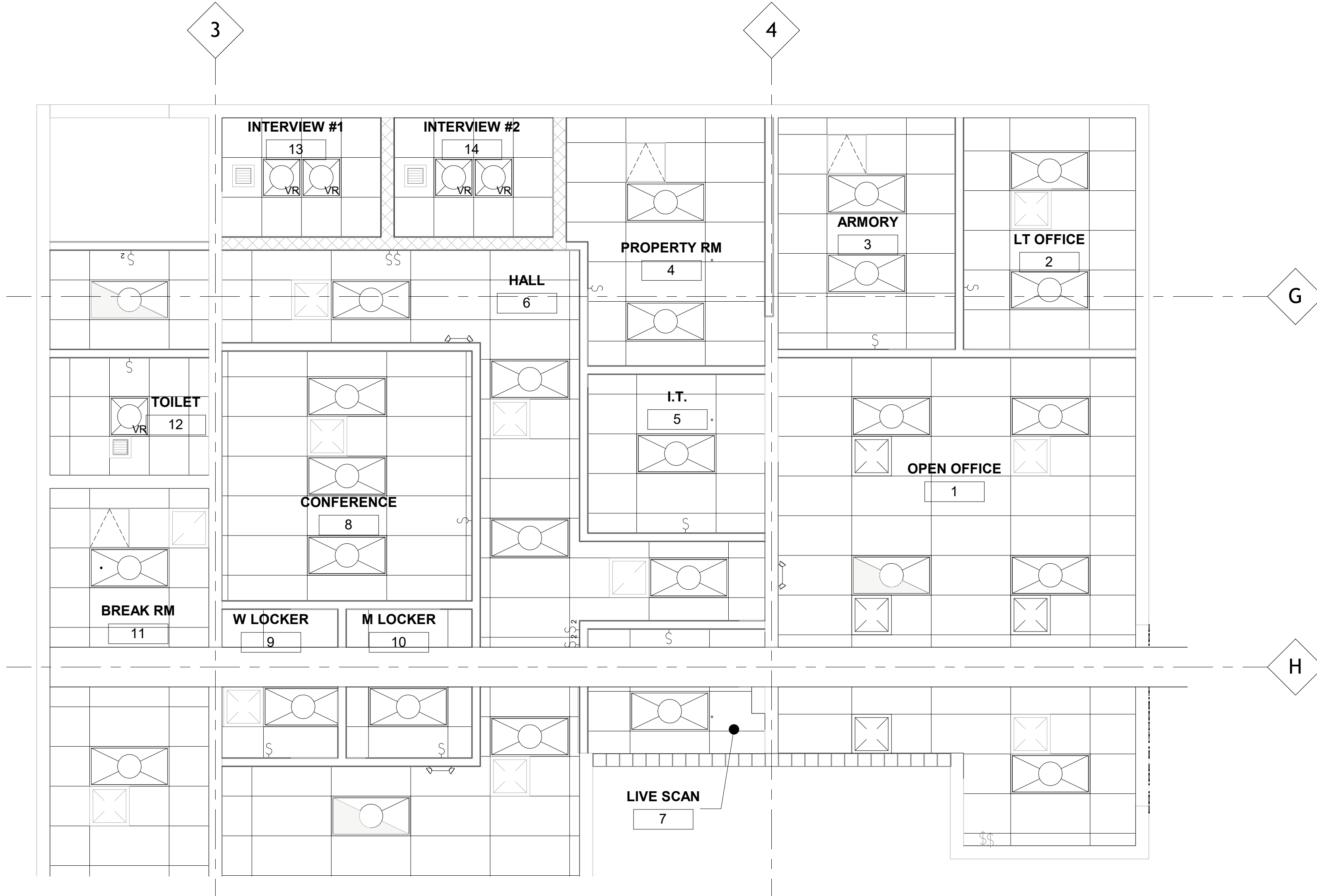
**NOTICE:** ALL ASPECTS OF THESE DOCUMENTS  
(DRAWINGS, CONCEPTS AND DETAILS ARE THE SOLE  
PROPERTY OF EKKLESIA BUILDING CORPORATION.  
NO PORTION(S) OF THESE DOCUMENTS SHALL BE USED,  
MODIFIED FOR USE OR COPIED WITHOUT CONSENT OF  
EKKLESIA BUILDING CORPORATION.

Sheet Title:  
**LIGHTING PLAN**

Sheet Number:  
**E100**

	2X2' FLAT PANEL LED, VANDAL RESISTANT FIXTURE		2X2' SUSPENDED CEILING SYSTEM- REFER TO ROOM FINISH SCHEDULE FOR PANEL AND GRID TYPE
	CEILING RECESSED RETURN REGISTER		DIMMABLE 2X4' FLAT PANEL LED FIXTURE BASIS OF DESIGN: WESTGATE MODEL# LP2X4-72W-50K-D PH # 877-805-2252
	CEILING RECESSED EXHAUST FAN		DIMMABLE 2X4' FLAT PANEL LED FIXTURE- NIGHT LIGHT OPERATION
	INTERGRAL SUSPENDED CEILING LAY-IN VANDAL RESISTANT EXHAUST FAN		2 HEAD BATTERY BACKED UP WALL MOUNTED EMERGENCY LIGHT FIXTURE
	CEILING ACCESS PANEL		HARDWIRED SELF-ILLUMINATED "EXIT" SIGNAGE
	FIRE SUPPRESSION SYSTEM SPRINKLER HEAD		

ARCHITECTURAL CEILING PLAN  
LEGEND



**1 LIGHTING PLAN**  
E100 SCALE: 1/4" = 1'-0"

NOTE: CONTRACTOR SHALL BE RESPONSIBLE FOR FINAL HEATING, VENTILATION AND AIR CONDITIONING SYSTEM DESIGN AND PERFORMANCE PER THE ARCHITECT'S GUIDELINES INDICATED ON THIS SHEET.

- NOTE:
1. RECIRCUIT EXISTING AND RELOCATED LIGHT FIXTURES TO NEW WALL SWITCHES AS INDICATED ON PLAN
  2. FIXTURES WITH NIGHT LIGHT OPERATION SHALL BE SEPERATELY CIRCUIT TO PANEL.