

Relevant Remitter: Your guide to getting started

Log in to your account at
<https://fe2.midamerica.biz/login.aspx>



MidAmerica
Administrative & Retirement Solutions

402 S. Kentucky Avenue, Suite 500, Lakeland, FL 33801 ▪ (866) 873-4240 ▪ 403bTPA@midamerica.biz

Dashboard

Log in to your plan at <https://fe2.midamerica.biz/login.aspx>

When you first log in, you will see your plan's **Dashboard**. On this page, you have links to all of your Popular Tools, as well as a graphical representation of your year-to-date contributions. You will also see your Active Salary Reduction Agreements as well as a brief listing of your contributions to each vendor.

The screenshot shows the MidAmerica dashboard interface. At the top left is the MidAmerica logo with the tagline 'Administrative & Retirement Solutions'. On the top right, it says 'Sample Mars' and a phone icon with the number '866-873-4240'. Below the logo is a navigation bar with tabs for 'Plan Details', 'Participant Details', 'Vendors', and 'Contributions'. To the right of these tabs are links for 'MidAmerica.biz' and 'Spokeskids.com'. Below the navigation bar is a header area with a home icon and the word 'Dashboard', and the date 'Tuesday, December 22, 2015'. The main content area is divided into three sections: 1. 'Popular Tools' sidebar with icons for file upload, file download, sra, transactions, news & updates, and forms. 2. 'Year-To-Date Contributions' section with two pie charts. The top chart is for '403(b) Year to Date Contributions' showing an available limit of \$23,900.00 and total contributions of \$23,578.14. The bottom chart is for '457(b) Year to Date Contributions' showing an available limit of \$23,578.14 and total contributions of \$23,578.14. 3. 'Active Salary Reduction Agreement' table listing various investment options and their amounts. Below this is a 'Contributions' table listing specific contribution dates and amounts.

Investment Option	Amount
Good Investments (457)	\$150.77
Red Funds	\$450.00
Blue Funds	\$500.00
Red Funds	\$450.00
Good Investments (457)	\$150.77

Investment Option	Date	Amount
457 Funds	02/28/2015	\$100.00
457 Funds	01/02/2015	\$421.86

From your dashboard, you have access to all of the website's functionality, including links to your Spokeskids page and MidAmerica.biz.

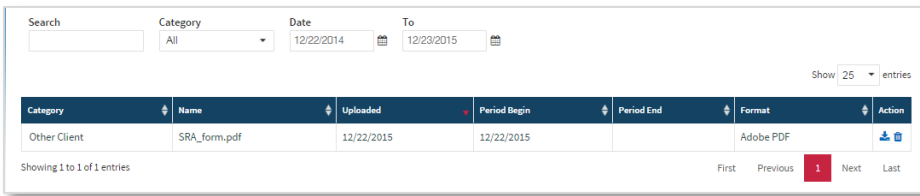
This is a partial screenshot of the MidAmerica dashboard, showing the top header area with the logo, contact information, and navigation tabs.



Popular Tools

On the left side of your dashboard, you have access to many **Popular Tools** that you will find yourself using quite often.

File Upload – By selecting file upload, you will be able to upload transaction request forms or other items that you need to send to MidAmerica. To learn more about uploading files, [click here to download our guide on Submitting Transactions.](#)

File Download - From the file download page you can view files you previously uploaded, download them for review or delete files that you recently uploaded if they have not yet been processed.



Category	Name	Uploaded	Period Begin	Period End	Format	Action
Other Client	SRA_form.pdf	12/22/2015	12/22/2015		Adobe PDF	 

SRA – From the SRA screen you are able to view current, future and archived SRAs. You are also able to submit new SRA requests from this page. To learn more about how to submit your SRA online, [click here to download our guide on Submitting an SRA.](#)

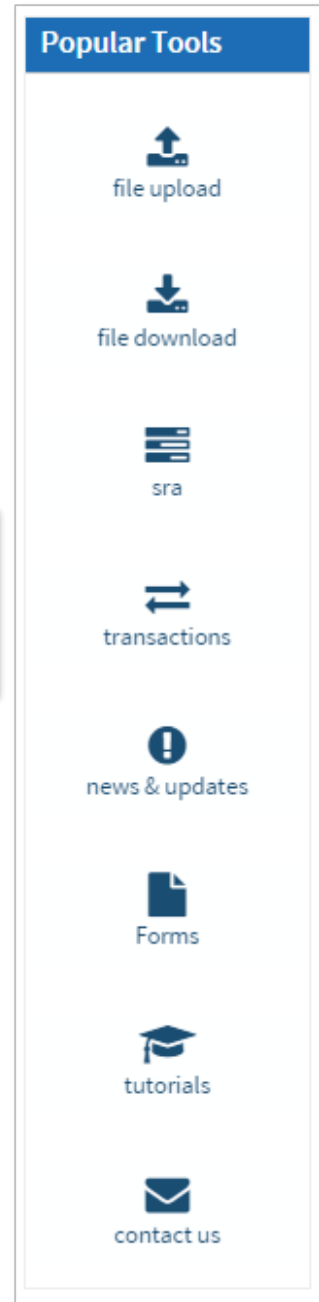
Transactions – From your transaction screen, you can view pending and completed transactions, as well as submit new transaction requests. If additional documentation is required on a transaction, you can submit it from this page. To learn more about submitting transaction requests, [click here to download our guide on Submitting a Transaction Request.](#)

News & Updates – This page allows MidAmerica to post any necessary news or updates for your review.

Forms – The forms link will redirect you to your Spokeskids website, right to the forms page where you can download all of your plan’s forms.

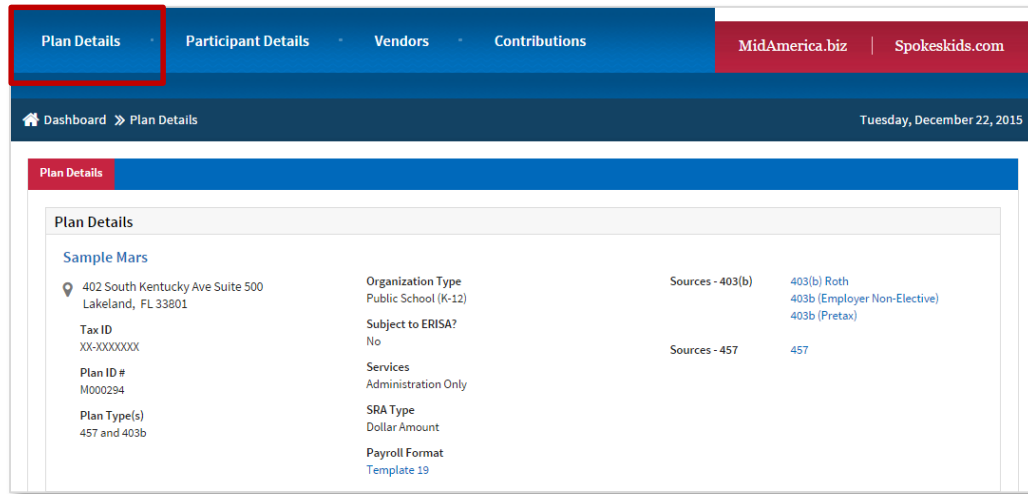
Tutorials – To download other guides or watch videos on how to perform different tasks through the website, go to the Tutorials link.

Contact us – If you have questions or need our contact information, the contact us option allows you to submit a question to MidAmerica right from the website.

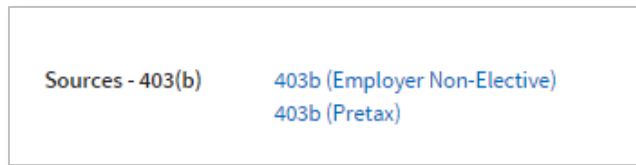


Plan Details

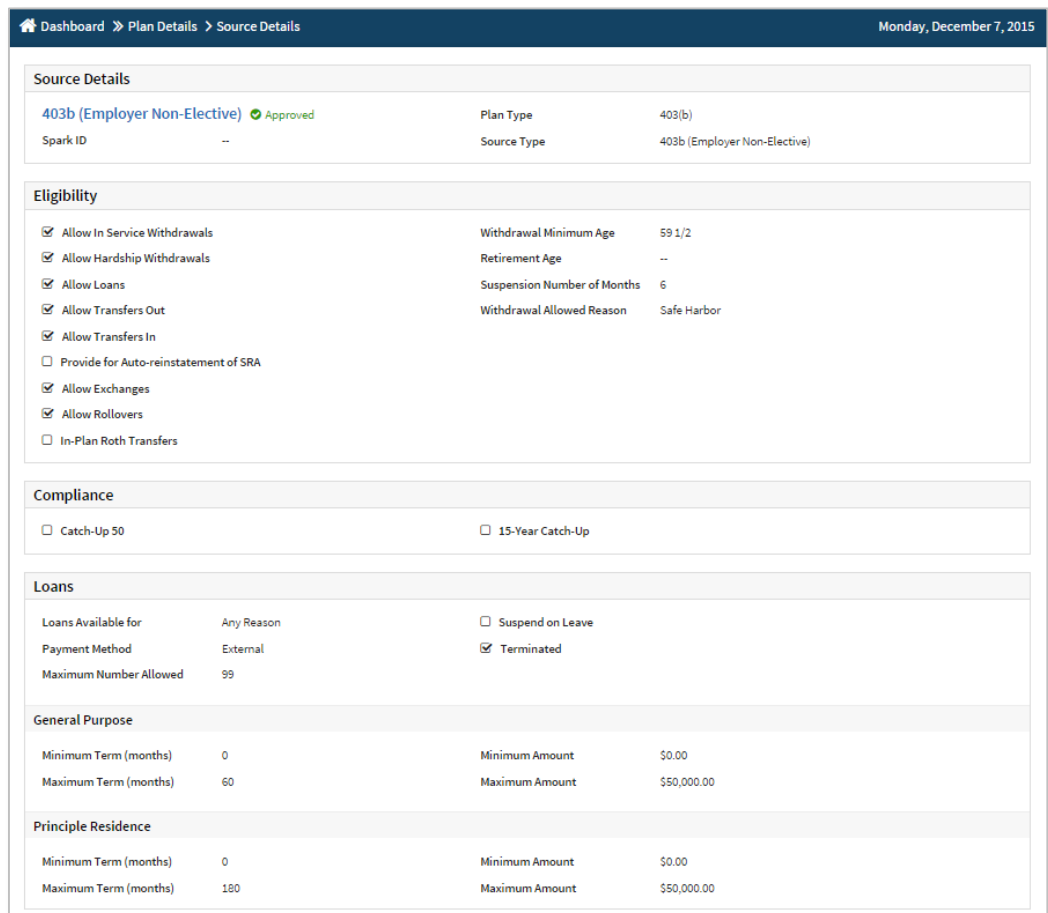
From your **Plan Details** screen, you are able to view basic information about your plan.



By selecting one of your sources from the **Plan Details** tab, you're able to view more information about the source.



Once a source is selected, you will be redirected to the **Source Details** page where you can view all of the source information.



Participant Details

From the **Participant Details** tab, you are able to view all of your personal information. You can add/edit items like your phone number, email address and address by selecting the **+** icon to add information or select the **✎** to edit the information.

Participant Details | MidAmerica.biz | Spokeskids.com

Dashboard » Participant Details | Tuesday, December 22, 2015

Summary

Delores Participant ✔ Active

Home **+** **✎**
(860) 333-3333

Home - Primary **+** **✎**
PO Box 121 PO Box 121
Lakland, FL 33801

Eligible 15-Year Catch-Up: No
Eligible Age 50: Yes
Normal Retirement Age: --

delores@abcmail.com **+** **✎**

Dates

Date of Birth	05/04/1941	Date of Termination	--/--/----	Age	74
Date of Hire	11/24/2001	Date of Re-Hire	--/--/----	Age as of 12/31/2015	74

Payroll

Payroll Frequency	Calendar Bi-Weekly	Suspension Begin Date	--/--/----	Loan Default Date	--/--/----
Fee Period Override	0	Suspension End Date	--/--/----	Transfer Default Date	--/--/----
Classification	N/A				

Vendors

From the **Vendors** tab, you have access to a complete listing of the approved vendors on the plan, their vendor id, address and how the fees are paid. You can export this list as either a PDF or CSV (excel) file.

Vendors | MidAmerica.biz | Spokeskids.com

Dashboard » Vendors | Tuesday, December 22, 2015

Search: Status: All Active Fee Payment Method: All

Show 25 entries

Vendor Name	Vendor ID	Status	Fee Payment Method	Address
457 Funds	457FD	Approved All	Participant Paid	PO Box 777 Lakeland, FL 33801
Blue Funds	100	Approved All	Vendor Paid	PO Box 100 Polk, FL 11122
Good Investments (457)	RSG457	Approved All	Participant Paid	
Olive Funds	102	Approved All	Participant Paid	PO Box 102 Polk, FL 11122
Orange Funds	101	Approved All	Vendor Paid	PO Box 101 Polk, FL 11122
Red Funds	TX3E6D	Approved All	Vendor Paid	2 line dr STE 22 QUIET, FL 33848

Showing 1 to 6 of 6 entries | First Previous 1 Next Last

*Please Contact Us if contact information is missing

EXPORT

Contributions

From the **Contributions** tab, you are able to view all of your contributions, the source, the vendor it was disbursed to and the amount. You can narrow your search by providing date ranges in the fields at the top of the page.

The screenshot shows the 'Contributions' page in a web application. At the top, there is a navigation bar with tabs for 'Plan Details', 'Participant Details', 'Vendors', and 'Contributions' (which is highlighted with a red box). To the right of the navigation bar are the links 'MidAmerica.biz' and 'Spokeskids.com'. Below the navigation bar is a breadcrumb trail 'Dashboard >> Contributions' and the date 'Tuesday, December 22, 2015'. The main content area has search filters for 'Sources' (set to 'All'), 'Date', and 'To'. Below the filters is a table with 8 columns: 'Payroll Date', 'Vendor Name', 'Vendor ID', 'Source', 'Amount', 'Fee', and 'Net Contribution'. The table contains 8 rows of data.

Payroll Date	Vendor Name	Vendor ID	Source	Amount	Fee	Net Contribution
02/26/2015	457 Funds	457FD	403b (Pretax)	\$100.00	\$1.31	\$98.69
01/02/2015	457 Funds	457FD	457	\$421.86	\$1.31	\$420.55
12/07/2014	457 Funds	457FD	457	\$421.86	\$1.23	\$420.63
12/06/2014	457 Funds	457FD	457	\$421.86	\$1.23	\$420.63
11/30/2014	457 Funds	457FD	457	\$421.86	\$1.31	\$420.55
10/10/2014	457 Funds	457FD	457	\$421.86	\$1.23	\$420.63
06/20/2014	457 Funds	457FD	457	\$421.86	\$1.23	\$420.63

Manage your login

To change your password or set your security questions, hover over the Welcome message at the top of the page. Select **Manage Login**.

The screenshot shows the user profile area of the web application. On the left is the MidAmerica logo with the text 'Administrative & Retirement Solutions'. On the right is a user profile dropdown menu with the following items: 'Welcome, New Person', 'Manage Login' (highlighted with a red box), and 'Logout'. To the right of the dropdown menu are links for 'FileXchange' and 'Upload', and a phone icon with the number '866-873-4240'. At the bottom of the page is a navigation bar with tabs for 'Plan Details', 'Participant Details', 'Vendors', and 'Contributions', and the links 'MidAmerica.biz' and 'Spokeskids.com'.