


Microsoft 365 for Students

As a student of Wayne County Community College District, you are eligible to use the Microsoft 365 software free of charge, while you are an active student.

This benefit gives you access to the Microsoft Office suite online, as well as the ability to install the applications on up to 5 PC or Mac computers, and on mobile devices such as Windows tablets and iPads.

How do I sign-up?


Please navigate to <https://www.microsoft.com/en-us/education/products/office> and complete the steps below

1. Enter your school email address
2. Select I'm a student 
3. Fill in the form, being sure to check your email for the verification code that was sent to your student email address during this process.


Create your account

We sent a verification code to newstudent@mail.wcccd.edu. Enter the code to complete signup.

[resend signup code](#)



[Not seeing your country or region?](#)

4. When finished, click  to complete the sign-up process.
5. To download the Microsoft Office Suite, login to <https://office.com> with your username and password.

 Microsoft

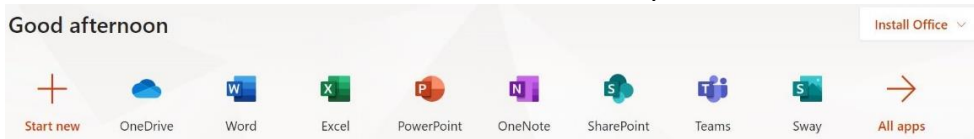
newstudent@mail.wcccd.edu

Enter password

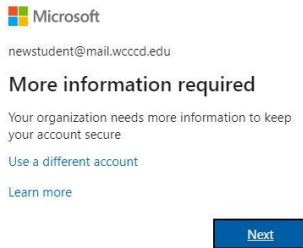
[Forgot my password](#)

[Sign in with another account](#)

6. Click “Install Office” to download the software to your device.

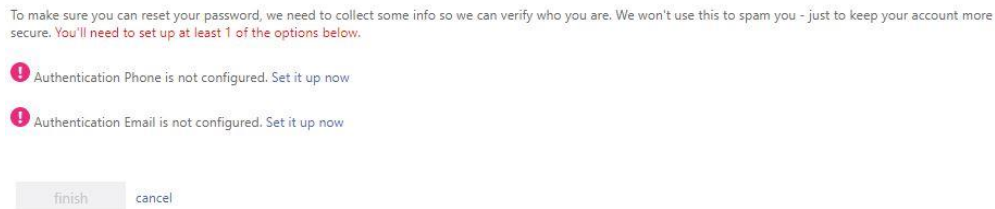


7. On your next login to Microsoft 365 (<https://office.com>), you will be asked to enter information to keep your account more secure. This information serves as a means to reset your password in case you get locked out of your account.



8. Please enter a phone number that you can be reached at and/or an alternate email address.

don't lose access to your account!



9. After entering the required information, click finish to finalize your account setup.

don't lose access to your account!

